



ANNUAL REPORT
of the
NEVADA JUDICIARY

Fiscal Year 2022
Appendix Tables

Table of Contents

Summary Information:

Table 1:	Summary of Population, Judicial Positions, and Cases Processed by Court	Page 1
----------	---	--------

Judicial District Summaries:

1st JD:	Carson City and Storey County Trial Courts	Page 3
2nd JD:	Washoe County Trial Courts	Page 4
3rd JD:	Lyon County Trial Courts	Page 5
4th JD:	Elko County Trial Courts	Page 6
5th JD:	Esmeralda and Nye County Trial Courts	Page 7
6th JD:	Humboldt County Trial Courts	Page 8
7th JD:	Eureka, Lincoln, and White Pine County Trial Courts	Page 9
8th JD:	Clark County Trial Courts	Page 10
9th JD:	Douglas County Trial Courts	Page 11
10th JD:	Churchill County Trial Courts	Page 12
11th JD:	Lander, Mineral, and Pershing County Trial Courts	Page 13

Figures:

Figure 1:	Non-Traffic Filings per Judicial Position, Fiscal Year 2022	Page 15
Figure 2:	Non-Traffic Criminal Cases by USJR Classification, Fiscal Year 2022	Page 16
Figure 3:	Non-Criminal Case Distribution by USJR Classification, Fiscal Year 2022	Page 16
Figure 4:	District Courts, Quarterly Analysis, Fiscal Years 2018-22	Page 17
Figure 5:	Justice and Municipal Courts, Quarterly Analysis, Fiscal Years 2018-22	Page 18

Aggregate Comparison Tables, Fiscal Years 2021-22:

Table A1:	District Court Criminal and Civil Cases	Page 19
Table A2:	District Court Family and Juvenile Cases	Page 20
Table A3:	District Court Juvenile Traffic Cases Filed and Disposed	Page 21
Table A4:	Justice Court Non-Traffic Cases Filed and Disposed	Page 22
Table A5:	Justice Court Traffic Cases Filed and Disposed	Page 23
Table A6:	Municipal Court Non-Traffic Cases Filed and Disposed	Page 24
Table A7:	Municipal Court Traffic Cases Filed and Disposed	Page 25



Table of Contents

Fiscal Year 2022 Caseload Statistics:

Table B1-1:	District Court: Criminal Caseload, Aggregates	Page 27
Table B1-2:	District Court: Criminal Caseload, Case Types: Felony Gross Misdemeanor	Page 29 Page 32 Page 35
Table B2-1:	District Court: Civil Caseload, Aggregates	Page 35
Table B2-2:	District Court: Civil Caseload, Case Types: Real Property and Tort Probate, Construction Defect, and Contract Judicial Review/Appeal, Civil Writ, and Other Civil	Page 37 Page 40 Page 43
Table B3:	District Court: Family Caseload	Page 46
Table B4:	District Court: Juvenile Non-Traffic Caseload	Page 49
Table B5-1:	Justice Court: Criminal Caseload, Aggregate	Page 52
Table B5-2:	Justice Court: Criminal Caseload, Case Types: Felony Gross Misdemeanor Misdemeanor	Page 56 Page 62 Page 68
Table B6-1:	Justice Court: Civil Caseload, Aggregate	Page 74
Table B6-2:	Justice Court: Civil Caseload, Case Types	Page 78
Table B7-1:	Municipal Court: Criminal Caseload, Aggregates	Page 82
Table B7-2:	Municipal Court: Criminal Caseload, Case Types	Page 84
Table B8:	Municipal Court: Civil Caseload, Aggregates	Page 87
Table B9:	Juvenile Traffic Caseload	Page 89

Fiscal Year 2022 Specialty Court Statistics:

Table C1:	Program Distributions with General Fund Appropriation	Page 90
Table C2:	Program Distributions with Administrative Assessment Revenue	Page 91
Table C3:	Summary of Specialty Court Statistics	Page 92

Glossary:

Criminal Caseload Glossary	Page 93
Civil Caseload Glossary	Page 95
Family Caseload Glossary	Page 97
Juvenile Caseload Glossary	Page 98
Juvenile Traffic Caseload Glossary	Page 99



Supreme Court of Nevada
Administrative Office of the Courts
201 South Carson Street
Carson City, Nevada 89701
www.nvcourts.gov

For additional information, contact the Research and Statistics Unit at statistics@nvcourts.nv.gov.

Table 1. Summary of Population, Judicial Positions, and Cases Processed by Court for Nevada Judiciary, Fiscal Year 2022.^a

Nevada Trial Courts, Population, Judicial Position, and Caseload Summaries (1 of 2)	Population as of 7/1/2021 ^b	Authorized Judicial Positions ^c Elected/(Quasi)	Non-Traffic Cases ^d				Traffic & Parking ^d	
			Criminal Cases Filed	Non-Criminal Cases Filed ^f	Total Cases Filed	Total Cases Disposed	Total Cases	Total Dispositions
Nevada Trial Court Totals (N=73)	3,158,539	189/(32.05)	120,221	242,223	362,444	362,234	342,882	243,058
District Courts (N=17)		90/(27.65)	17,392	111,085	128,477	130,083	2,093	1,949
Justice Courts (N=40)		68/(3.40)[*]	65,905	129,974	195,879	191,365	236,027	142,178
Municipal Courts (N=16)		31/(1.00)[*]	36,924	1,164	38,088	40,786	104,762	98,931
First Judicial District	61,432	2/(1.20)	376	2,590	2,966	2,600	195	130
Carson City District Court	57,073		375	2,524	2,899	2,559	193	128
Storey County District Court	4,359		1	66	67	41	2	2
Carson City								
Carson City Justice Court	57,073	2/(0.40) ^{**}	1,974	1,815	3,789	3,162	7,099	6,405
Storey County								
Virginia City Justice Court	4,359	1	198	48	246	232	1,221	1,149
Second Judicial District	485,113	16/(6.00)	2,268	14,754	17,022	15,583	1,286	1,239
Washoe County District Court	485,113		2,268	14,754	17,022 ^g	15,583 ^h	1,286 ^g	1,239
Washoe County								
Incline Village Justice Court	12,169	1	195	72	267	332	1,467	1,580
Reno Justice Court	312,339	6 ^j	5,985	7,964	13,949	13,992	14,652	14,114
Sparks Justice Court	157,649	3	2,987	3,920	6,907	7,273 ^h	3,183	3,737 ^h
Wadsworth Justice Court	2,956	1	88	14	102	82	1,731	1,693
Reno Municipal Court	264,318	4	5,657	60	5,717	5,951	13,607	13,268
Sparks Municipal Court	107,489	2	1,576 ^g	16	1,592	1,799	4,038 ^g	4,184
Third Judicial District	58,051	2/(0.55)	253	1,361	1,614	1,542	131	134
Lyon County District Court	58,051		253	1,361 ^k	1,614	1,542	131	134
Lyon County								
Canal Justice Court	21,105	1 ^{**}	467	781	1,248	1,174	470	454
Dayton Justice Court	23,824	1	364	563	927	1,016	1,210	1,385
Walker River Justice Court	13,122	1	341	595	936	1,061 ^h	1,446	1,487
Fernley Municipal Court	21,105	1 ^{**}	304	2	306	320	2,251	2,250
Yerington Municipal Court	3,538	1	82	0	82	102	50	46
Fourth Judicial District	54,546	3/(1.00)	484	1,663	2,147	2,154	174	147
Elko County District Court	54,546		484	1,663	2,147	2,154	174	147
Elko County								
Carlin Justice Court	2,845	1 ^{**}	67	50	117	118	689	633
Eastline Justice Court	4,452	1 ^{**}	141	61	202	173	297	200
Elko Justice Court	42,677	2 ^{**}	1,510	986 ^k	2,496	2,666 ^h	4,690	4,180
Wells Justice Court	4,572	1 ^{**}	106	38	144	124	2,675	2,548
Carlin Municipal Court	2,615	1 ^{**}	37	0	37	35	31	35
Elko Municipal Court	20,976	2 ^{**}	220	4	224	259 ^h	214	202
Wells Municipal Court	1,272	1 ^{**}	5	0	5	10	21	17
West Wendover Municipal Court	4,452	1 ^{**}	110	0	110	85	298	255
Fifth Judicial District	50,289	2/(0.12)	277	1,370	1,647	988	55	58
Esmeralda County District Court	1,000		4	27 ^k	31	10	1	5
Nye County District Court	49,289		273	1,343	1,616	978	54	53
Esmeralda County								
Esmeralda Justice Court	1,000	1	32	13	45	26	1,459	1,423
Nye County								
Beatty Justice Court	2,087	1	79	41	120	115 ^h	970	898
Pahrump Justice Court	42,722	2	1,688	962	2,650	2,248	2,276	2,353
Tonopah Justice Court	4,480	1	118	112	230	215	1,162	1,170
Sixth Judicial District	17,202	1/(1.70)	57	653	710	608	84	68
Humboldt County District Court	17,202		57	653	710	608	84	68
Humboldt County								
Union Justice Court	17,202	1	427	404	831	773	3,629	3,390

* Totals reflect statewide judicial positions per jurisdictional level. Some judges serve in both justice and municipal courts in specific townships and cities.

** The judges serve in both justice and municipal courts.

^a Totals reflect aggregate information from the Nevada Trial Courts. Information contained herein may reflect non-standard reporting and is noted by subsequent footnotes. See appendix tables B1-B9 for greater detailed statistics and clarifying footnotes.

^b Source: Nevada State Demographer 2021 certified estimates. "Township boundaries may not correspond to incorporated cities, and are estimated using a different method than the city/town estimates. Because of this, they will differ from city estimates." Estimates are rounded and may include partial persons.

^c Elected positions per NRS 3.011-3.0197, NRS 4.020, and NRS 5.020. Quasi-judicial includes positions such as masters, commissioners, and referees in accordance with NRCP and JCRC Rule 53. All information as of 6/30/2022.

^d Criminal cases include felony, gross misdemeanor, non-traffic misdemeanor, and criminal appeals. Traffic and parking cases include juvenile traffic statistics from the courts that process these matters (see Table B9). Counts may include reopened cases.

^f Non-criminal cases include civil, family, and juvenile (non-traffic) cases for District Court and civil cases for Justice and Municipal Courts.

^g Reopened (cases) not reported or under-reported.

^h Includes administrative case closures.

^j Authorized positions, one department was vacant in November 2020 and will remain vacant until January 2023.

^k High-risk protection orders not reported or incomplete.

Source: Uniform System for Judicial Records, Nevada AOC, Research and Statistics Unit.

Table 1. Summary of Population, Judicial Positions, and Cases Processed by Court for Nevada Judiciary, Fiscal Year 2022.^a

Nevada Trial Courts, Population, Judicial Position, and Caseload Summaries (2 of 2)	Population as of 7/1/2021 ^b	Authorized Judicial Positions ^c Elected/(Quasi)	Non-Traffic Cases ^d				Traffic & Parking ^d	
			Criminal Cases Filed	Non-Criminal Cases Filed ^f	Total Cases Filed	Total Cases Disposed	Total Cases	Total Dispositions
Seventh Judicial District	17,379	2	183	425	608	546	0	0
Eureka County District Court	1,898		7	36	43	30	(/)	(/)
Lincoln County District Court	5,188		40	58	98	83	(/)	(/)
White Pine County District Court	10,293		136	331	467	433	(/)	(/)
Eureka County								
Eureka Justice Court	1,898	1	35	20	55	46	538	465
Lincoln County								
Meadow Valley Justice Court	3,567	1 **	105	45 ^k	150	145	1,072	1,040
Pahranagat Valley Justice Court	1,621	1	49	14	63	40	2,832	2,653
White Pine County								
Ely Justice Court	10,293	1	323	248	571	531	1,443	1,380
Lincoln County								
Caliente Municipal Court	1,100	1 **	0	0	0	0	0	0
White Pine County								
Ely Municipal Court	4,138	1	150	0	150	156	311	318
Eighth Judicial District	2,320,551	58/(15.00)	12,793	85,041	97,834	102,387	0	0
Clark County District Court	2,320,551		12,793	85,041	97,834	102,387 ^{h,m}	(/)	(/)
Clark County								
Boulder Justice Court	15,798	1 **	107	273	380	362	1,498	1,580
Bunkerville Justice Court	987	1	21	0	21	15	1,267	1,153
Goodsprings Justice Court	4,477	1	393	50	443	494 ^h	6,202	8,803 ^h
Henderson Justice Court	331,659	3	1,645	9,552	11,197	10,881	2,713	3,017
Las Vegas Justice Court	1,623,412	15/(3.00)	40,637	89,294	129,931	127,887	143,822 ^g	44,716 ^m
Laughlin Justice Court	9,358	1	387	239	626	628	4,855	7,375 ^h
Mesquite Justice Court	23,099	1 **	190	192	382	510 ^h	6	3
Moapa Justice Court	1,605	1	72	20	92	135 ^h	1,576	2,583 ^h
Moapa Valley Justice Court	6,496	1	104	71	175	191 ^h	1,033	1,205 ^h
North Las Vegas Justice Court	302,406	3	2,098	9,753	11,851	9,480 ^h	606	626
Searchlight Justice Court	1,254	1	120	33	153	127	4,763	5,757
Boulder Municipal Court	15,189	1 **	392	2	394	385	1,427	1,613 ^h
Henderson Municipal Court	330,561	3	6,381	92	6,473	6,320 ^h	20,481	17,418
Las Vegas Municipal Court	664,960	6/(1.00)	16,773	840	17,613	19,961 ^h	44,235	42,320
Mesquite Municipal Court	22,981	1 **	746	4	750	643	1,245	1,191
North Las Vegas Municipal Court	275,733	2	4,237	143	4,380	4,563	16,205	15,508
Ninth Judicial District	49,661	2/(0.50)	346	1,434	1,780	1,580	82	81
Douglas County District Court	49,661		346	1,434	1,780	1,580	82	81
Douglas County								
East Fork Justice Court	41,581	1	1,035	440	1,475	1,424	2,490	2,356
Tahoe Justice Court	8,080	1	437	89	526	684 ^h	1,203	1,130
Tenth Judicial District	26,310	1/(0.58)	266	1,306	1,572	1,547	72	74
Churchill County District Court	26,310		266	1,306	1,572	1,547	72	74
Churchill County								
New River Justice Court	26,310	1	726	828	1,554	1,558	3,774	3,725
Fallon Municipal Court	9,123	1	254	1	255	197	348	306
Eleventh Judicial District	18,005	1/(1.00)	89	488	577	548	14	18
Lander County District Court	6,195		17	172	189	147	2	3
Mineral County District Court	4,826		44	126	170	143	10	12
Pershing County District Court	6,984		28	190	218	258 ^h	2	3
Lander County								
Argenta Justice Court	5,916	1	132	115	247	263 ^h	186	278 ^h
Austin Justice Court	279	1	8	6	14	112 ^h	756	794
Mineral County								
Hawthorne Justice Court	4,826	1	342	134	476	727 ^h	2,690	2,265
Pershing County								
Lake Justice Court	6,984	1	172	119	291	343 ^h	376	475 ^h

** The judges serve in both justice and municipal courts.

^a Totals reflect aggregate information from the Nevada Trial Courts. Information contained herein may reflect non-standard reporting and is noted by subsequent footnotes. See appendix tables B1-B9 for greater detailed statistics and clarifying footnotes.

^b Source: Nevada State Demographer 2021 certified estimates. "Township boundaries may not correspond to incorporated cities, and are estimated using a different method than the city/town estimates. Because of this, they will differ from city estimates." Estimates are rounded and may include partial persons.

^c Elected positions per NRS 3.011-3.0197, NRS 4.020, and NRS 5.020. Quasi-judicial includes positions such as masters, commissioners, and referees in accordance with NRCP and JCRC Rule 53. All information as of 6/30/2022.

^d Criminal cases include felony, gross misdemeanor, non-traffic misdemeanor, and criminal appeals. Traffic and parking cases include juvenile traffic statistics from the courts that process these matters (see Table B9). Counts may include reopened cases.

^f Non-criminal cases include civil, family, and juvenile (non-traffic) cases for District Court and civil cases for Justice and Municipal Courts.

^g Reopened (cases) not reported or under-reported.

^h Includes administrative case closures.


^k High-risk protection orders not reported or incomplete.

^l Juvenile traffic violations handled and reported by limited jurisdiction courts.

^m See footnotes in Appendix Tables A2 (District Court) and A5 (Justice Court) for greater dispositional information for the respective courts.

Source: Uniform System for Judicial Records, Nevada AOC, Research and Statistics Unit.

FIRST JUDICIAL DISTRICT

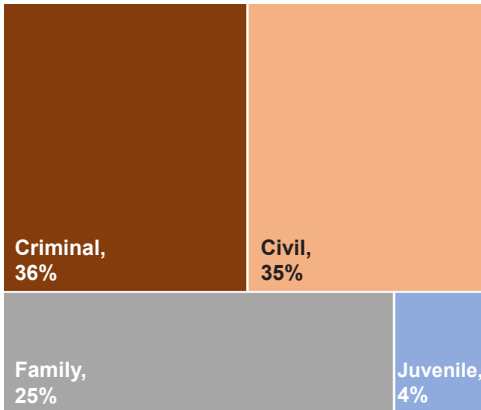


FIRST JUDICIAL DISTRICT CASELOAD FILINGS AND DISPOSITIONS Fiscal Year 2022

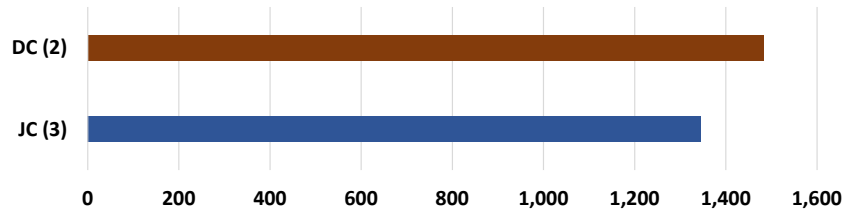
Court	Criminal Filings ^a	Civil Filings	Family Filings ^b	Juvenile Filings ^b	Reopened Cases	Total Cases	Total Disposed	Disp. Rate	Traffic and Parking ^c		
									Cases	Disposed	Disp. Rate
Carson City District Court	272	399	1,050	116	1,062	2,899	2,559	88%	193	128	66%
Storey County District Court	1	32	22	3	9	67	41	61%	2	2	100%
Carson City Justice Court ^d	1,962	1,812	-	-	15	3,789	3,162	83%	7,099	6,405	90%
Virginia City Justice Court	198	47	-	-	1	246	232	94%	1,221	1,149	94%
TOTAL	2,433	2,290	1,072	119	1,087	7,001	5,994	86%	8,515	7,684	90%

- ^a Criminal includes felony, gross misdemeanor, non-traffic misdemeanor, and criminal appeal (District Court only) filings.
- ^b Family and Juvenile case types only heard in District Courts.
- ^c Traffic and Parking includes juvenile traffic statistics.
- ^d Carson City Justice Court includes municipal court information.

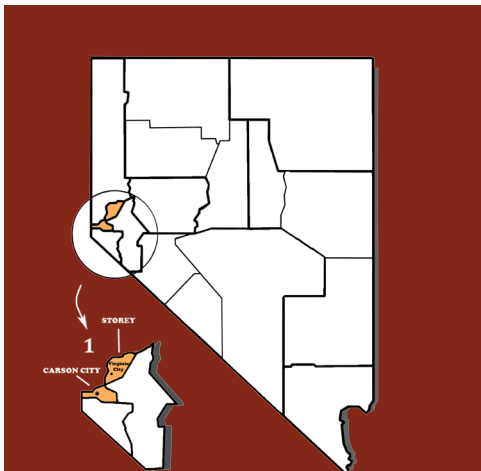
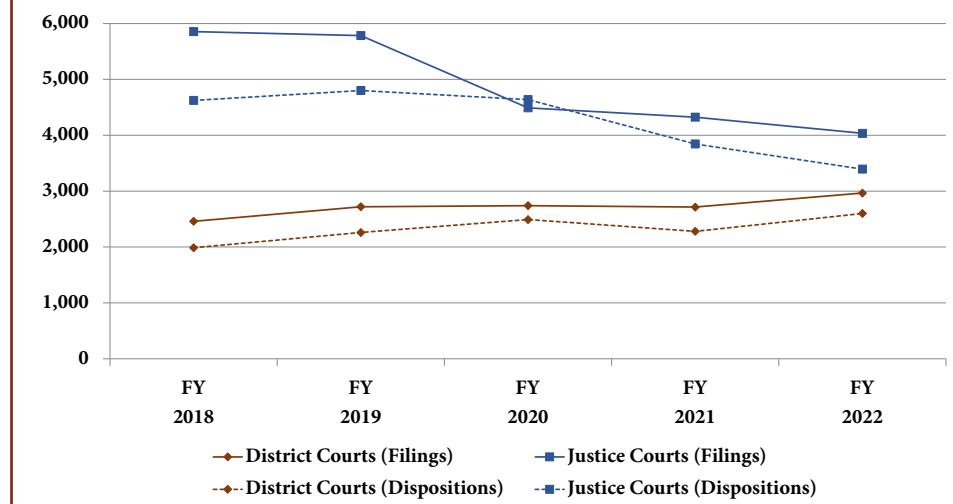
NON-TRAFFIC CASE DISTRIBUTION



NON-TRAFFIC TOTAL CASES PER JUDGE



FIRST JUDICIAL DISTRICT NON-TRAFFIC CASES AND DISPOSITIONS FISCAL YEARS 2018-22



District Demographics

Population: 61,432^a
 Geographic Size: 408 sq. mi.^b
 Population Density: 151/sq. mi.
 Most Populous Township: Carson City

^a Source: Nevada State Demographer
^b Source: U.S. Census Bureau

**QUICK
FACTS**

2% OF STATEWIDE NON-TRAFFIC CASELOAD
2% OF STATEWIDE TRAFFIC CASELOAD

SECOND JUDICIAL DISTRICT

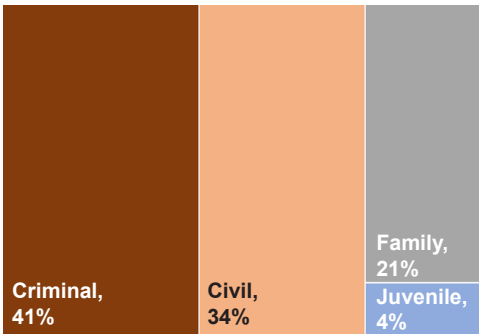


SECOND JUDICIAL DISTRICT CASELOAD FILINGS AND DISPOSITIONS Fiscal Year 2022

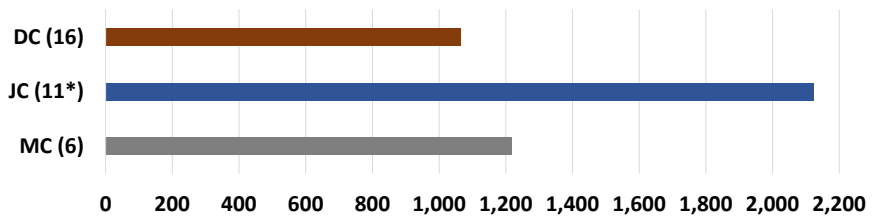
Court	Criminal Filings ^a	Civil Filings	Family Filings ^b	Juvenile Filings ^b	Reopened Cases	Total Cases	Total Disposed	Disp. Rate	Traffic and Parking ^c		
									Cases	Disposed	Disp. Rate
Washoe County DC	1,702	2,952	7,655	1,995	2,718 ^d	17,022	15,583 ^f	92%	1,286 ^d	1,239	96%
Incline Village Justice Court	142	68	-	-	57	267	332	124%	1,467	1,580	108%
Reno Justice Court	4,770	7,312	-	-	1,867	13,949	13,992	100%	14,652	14,114	96%
Sparks Justice Court	2,172	3,601	-	-	1,134	6,907	7,273 ^f	105%	3,183	3,737 ^f	117%
Wadsworth Justice Court	81	10	-	-	11	102	82	80%	1,731	1,693	98%
Reno Municipal Court	4,987	58	-	-	672	5,717	5,951	104%	13,607	13,268	98%
Sparks Municipal Court	1,559	16	-	-	17 ^g	1,592	1,799	113%	4,038 ^g	4,184	104%
TOTAL	15,413	14,017	7,655	1,995	6,476	45,556	45,012	99%	39,964	39,815	100%

- ^a Criminal includes felony, gross misdemeanor, non-traffic misdemeanor, and criminal appeal (District Court only) filings.
- ^b Family and Juvenile case types only heard in District Courts.
- ^c Traffic and Parking includes juvenile traffic statistics.
- ^d Reopened cases not reported for juvenile and juvenile traffic matters.
- ^e Includes administrative closures.
- ^f Reopened cases under-reported for criminal and traffic matters.

NON-TRAFFIC CASE DISTRIBUTION



NON-TRAFFIC TOTAL CASES PER JUDGE



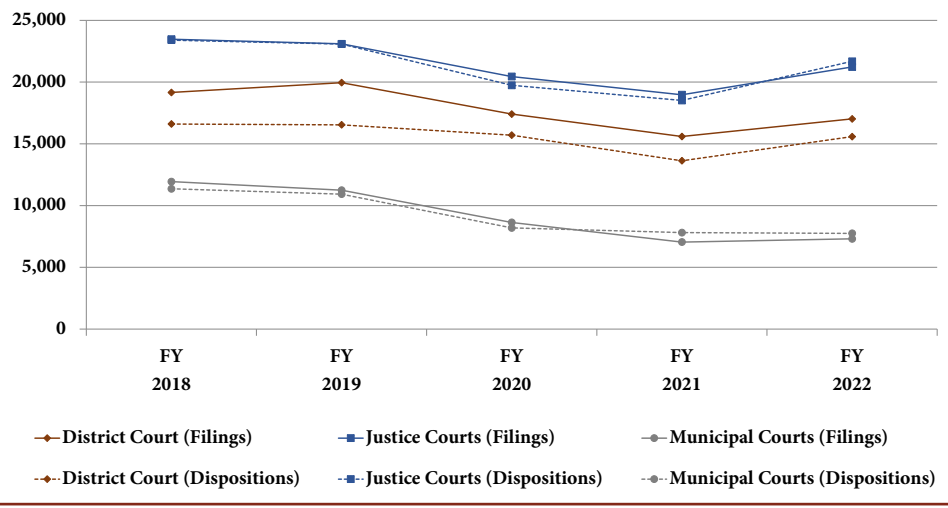
*Authorized positions as of June 30, 2022. Actual filed positions were used to calculate reported magnitudes. For greater detail see footnotes on Table 1.

District Demographics

Population: 485,113^a
 Geographic Size: 6,302 sq. mi.^b
 Population Density: 77/sq. mi.
 Most Populous Township: Reno

^a Source: Nevada State Demographer
^b Source: U.S. Census Bureau

SECOND JUDICIAL DISTRICT NON-TRAFFIC CASES AND DISPOSITIONS FISCAL YEARS 2018-22



QUICK FACTS | **13%** OF STATEWIDE NON-TRAFFIC CASELOAD
12% OF STATEWIDE TRAFFIC CASELOAD

THIRD JUDICIAL DISTRICT

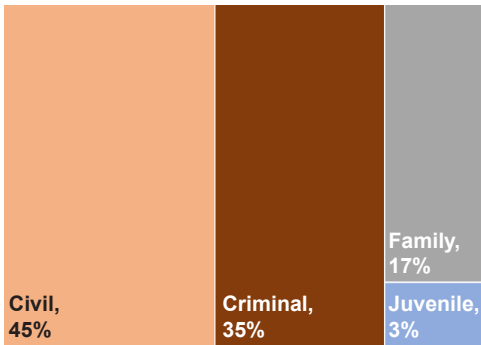


THIRD JUDICIAL DISTRICT CASELOAD FILINGS AND DISPOSITIONS Fiscal Year 2022

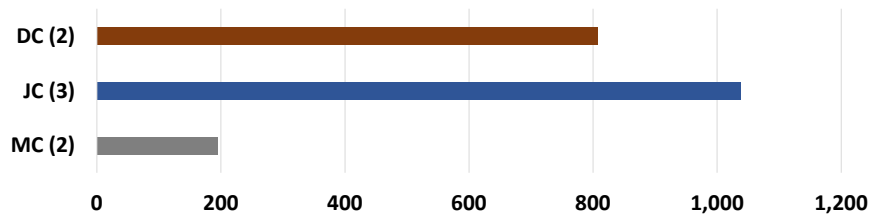
Court	Criminal Filings ^a	Civil Filings	Family Filings ^b	Juvenile Filings ^b	Reopened Cases	Total Cases	Total Disposed	Disp. Rate	Traffic and Parking ^c		
									Cases	Disposed	Disp. Rate
Lyon County District Court	182	314	442 ^d	127	549	1,614	1,542	96%	131	134	102%
Canal Justice Court	459	780	-	-	9	1,248	1,174	94%	470	454	97%
Dayton Justice Court	363	552	-	-	12	927	1,016	110%	1,210	1,385	114%
Walker River Justice Court	339	481	-	-	116	936	1,061 ^f	113%	1,446	1,487	103%
Fernley Municipal Court	303	2	-	-	1	306	320	105%	2,251	2,250	100%
Yerington Municipal Court	80	0	-	-	2	82	102	124%	50	46	92%
TOTAL	1,726	2,129	442	127	689	5,113	5,215	102%	5,558	5,756	104%

- ^a Criminal includes felony, gross misdemeanor, non-traffic misdemeanor, and criminal appeal (District Court only) filings.
- ^b Family and Juvenile case types only heard in District Courts.
- ^c Traffic and Parking includes juvenile traffic statistics.
- ^d High-risk protection orders not reported or incomplete.
- ^f Includes administrative closures.

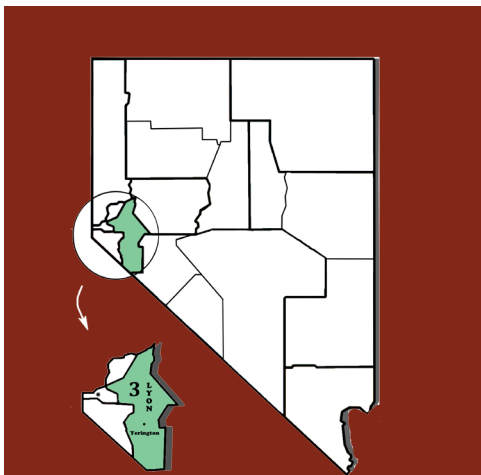
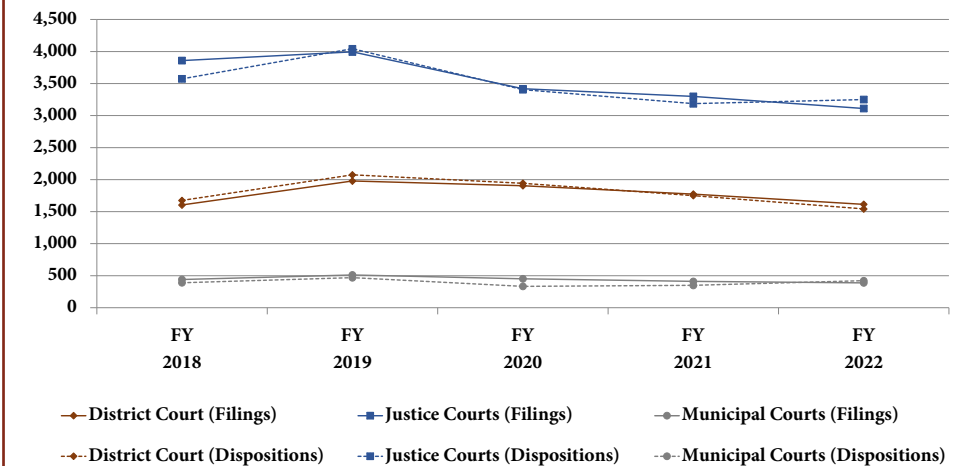
NON-TRAFFIC CASE DISTRIBUTION



NON-TRAFFIC TOTAL CASES PER JUDGE



THIRD JUDICIAL DISTRICT NON-TRAFFIC CASES AND DISPOSITIONS FISCAL YEARS 2018-22



District Demographics

Population: 58,051^a
 Geographic Size: 2,001 sq. mi.^b
 Population Density: 29/sq. mi.
 Most Populous Township: Dayton

^a Source: Nevada State Demographer
^b Source: U.S. Census Bureau

**QUICK
FACTS**

1% OF STATEWIDE NON-TRAFFIC CASELOAD
2% OF STATEWIDE TRAFFIC CASELOAD

FOURTH JUDICIAL DISTRICT

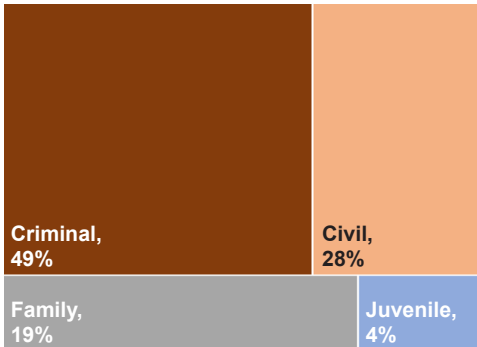


FOURTH JUDICIAL DISTRICT CASELOAD FILINGS AND DISPOSITIONS Fiscal Year 2022

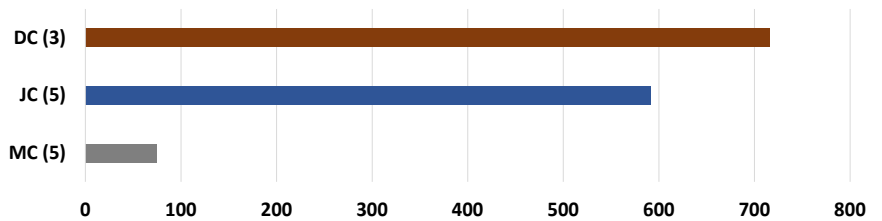
Court	Criminal Filings ^a	Civil Filings	Family Filings ^b	Juvenile Filings ^b	Reopened Cases	Total Cases	Total Disposed	Disp. Rate	Traffic and Parking ^c		
									Cases	Disposed	Disp. Rate
Elko County District Court	341	330	559	181	736	2,147	2,154	100%	174	147	84%
Carlin Justice Court	67	50	-	-	0	117	118	101%	689	633	92%
Eastline Justice Court	123	61	-	-	18	202	173	86%	297	200	67%
Elko Justice Court	1,228	947 ^d	-	-	321	2,496	2,666 ^f	107%	4,690	4,180	89%
Wells Justice Court	106	38	-	-	0	144	124	86%	2,675	2,548	95%
Carlin Municipal Court	37	0	-	-	0	37	35	95%	31	35	113%
Elko Municipal Court	131	4	-	-	89	224	259 ^f	116%	214	202	94%
Wells Municipal Court	5	0	-	-	0	5	10	200%	21	17	81%
West Wendover MC	97	0	-	-	13	110	85	77%	298	255	86%
TOTAL	2,135	1,430	559	181	1,177	5,482	5,624	103%	9,089	8,217	90%

- ^a Criminal includes felony, gross misdemeanor, non-traffic misdemeanor, and criminal appeal (District Court only) filings.
- ^b Family and Juvenile case types only heard in District Courts.
- ^c Traffic and Parking includes juvenile traffic statistics.
- ^d High-risk protection orders not reported or incomplete.
- ^f Includes administrative closures.

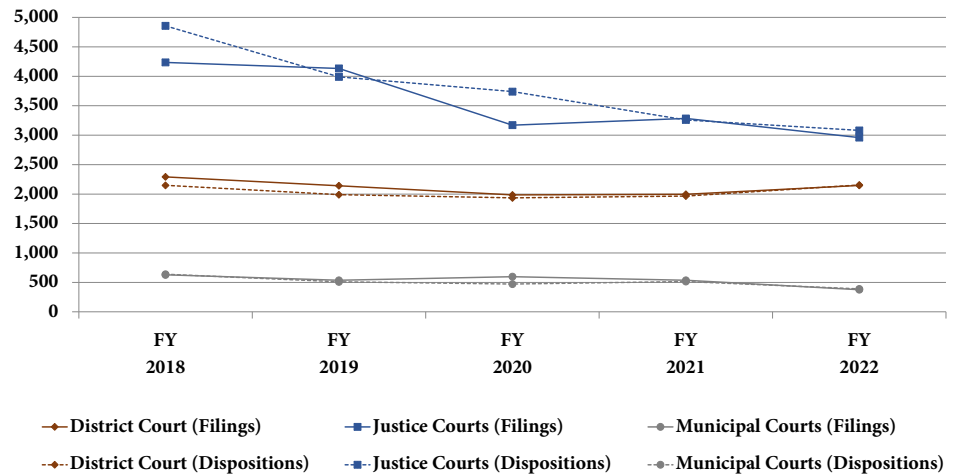
NON-TRAFFIC CASE DISTRIBUTION



NON-TRAFFIC TOTAL CASES PER JUDGE



FOURTH JUDICIAL DISTRICT NON-TRAFFIC CASES AND DISPOSITIONS FISCAL YEARS 2018-22



District Demographics

Population: 54,546^a
 Geographic Size: 17,170 sq. mi.^b
 Population Density: 3/sq. mi.
 Most Populous Township: Elko

^a Source: Nevada State Demographer
^b Source: U.S. Census Bureau

QUICK FACTS | **2%** OF STATEWIDE NON-TRAFFIC CASELOAD
3% OF STATEWIDE TRAFFIC CASELOAD

FIFTH JUDICIAL DISTRICT

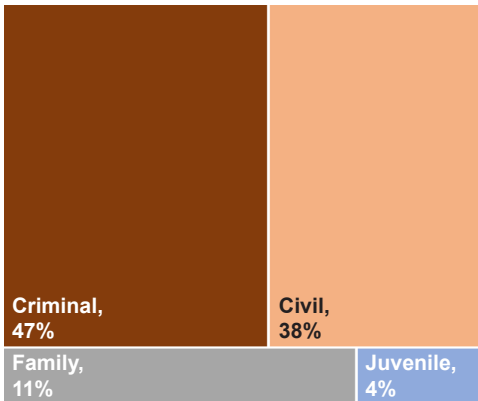


FIFTH JUDICIAL DISTRICT CASELOAD FILINGS AND DISPOSITIONS Fiscal Year 2022

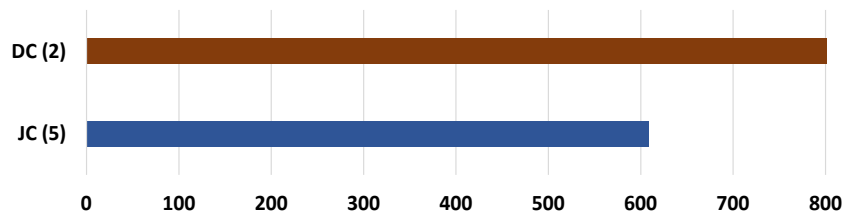
Court	Criminal Filings ^a	Civil Filings	Family Filings ^b	Juvenile Filings ^b	Reopened Cases	Total Cases	Total Disposed	Disp. Rate	Traffic and Parking ^c		
									Cases	Disposed	Disp. Rate
Esmeralda County DC	4	23	4 ^d	0	0	31	10	32%	1	5	500%
Nye County District Court	238	519	511	177	171	1,616	978	61%	54	53	98%
Beatty Justice Court	79	41	-	-	0	120	115 ^f	96%	970	898	93%
Esmeralda Justice Court	32	13	-	-	0	45	26	58%	1,459	1,423	98%
Pahrump Justice Court	1,572	939	-	-	139	2,650	2,248	85%	2,276	2,353	103%
Tonopah Justice Court	116	111	-	-	3	230	215	93%	1,162	1,170	101%
TOTAL	2,041	1,646	515	177	313	4,692	3,592	77%	5,922	5,902	100%

- ^a Criminal includes felony, gross misdemeanor, non-traffic misdemeanor, and criminal appeal (District Court only) filings.
- ^b Family and Juvenile case types only heard in District Courts.
- ^c Traffic and Parking includes juvenile traffic statistics.
- ^d High-risk protection orders not reported or incomplete.
- ^f Includes administrative closures.

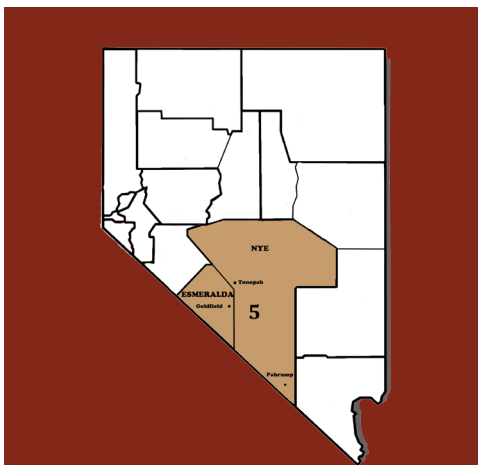
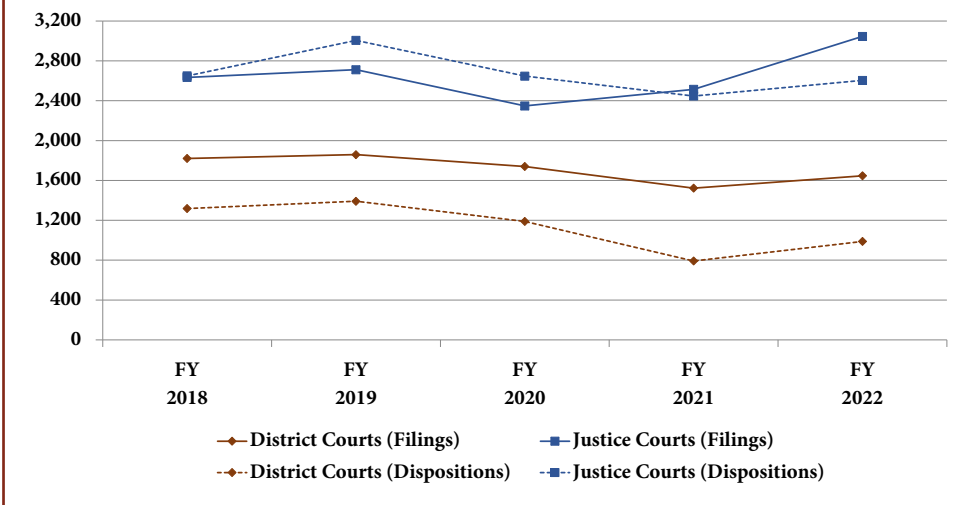
NON-TRAFFIC CASE DISTRIBUTION



NON-TRAFFIC TOTAL CASES PER JUDGE



FIFTH JUDICIAL DISTRICT NON-TRAFFIC CASES AND DISPOSITIONS FISCAL YEARS 2018-22



District Demographics

Population: 50,289^a
 Geographic Size: 21,764 sq. mi.^b
 Population Density: 2/sq. mi.
 Most Populous Township: Pahrump

^a Source: Nevada State Demographer
^b Source: U.S. Census Bureau

**QUICK
FACTS**

1% OF STATEWIDE NON-TRAFFIC CASELOAD
2% OF STATEWIDE TRAFFIC CASELOAD

SIXTH JUDICIAL DISTRICT



Humboldt County Courthouse

SIXTH JUDICIAL DISTRICT CASELOAD FILINGS AND DISPOSITIONS Fiscal Year 2022

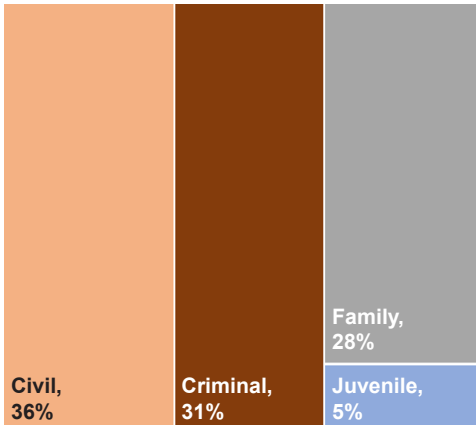
Court	Criminal Filings ^a	Civil Filings	Family Filings ^b	Juvenile Filings ^b	Reopened Cases	Total Cases	Total Disposed	Disp. Rate	Traffic and Parking ^c		
									Cases	Disposed	Disp. Rate
Humboldt County DC	51	149	365	72	73	710	608	86%	84	68	81%
Union Justice Court	423	404	-	-	4	831	773	93%	3,629	3,390	93%
TOTAL	474	553	365	72	77	1,541	1,381	90%	3,713	3,458	93%

^a Criminal includes felony, gross misdemeanor, non-traffic misdemeanor, and criminal appeal (District Court only) filings.

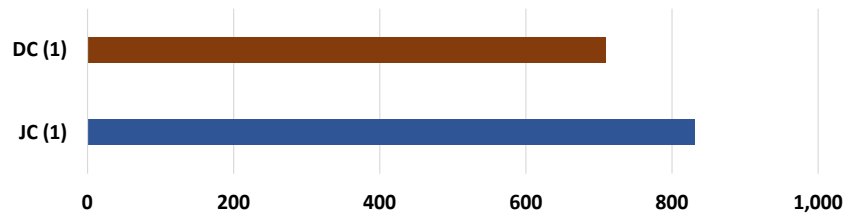
^b Family and Juvenile case types only heard in District Courts.

^c Traffic and Parking includes juvenile traffic statistics.

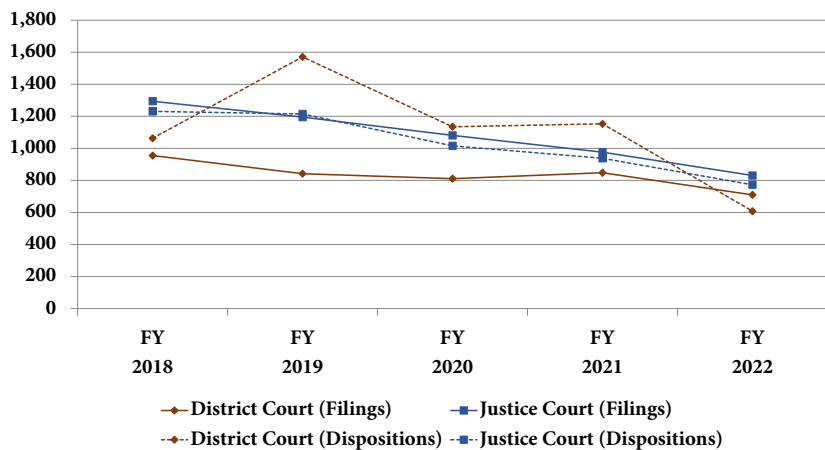
NON-TRAFFIC CASE DISTRIBUTION



NON-TRAFFIC TOTAL CASES PER JUDGE



SIXTH JUDICIAL DISTRICT NON-TRAFFIC CASES AND DISPOSITIONS FISCAL YEARS 2018-22



District Demographics

Population: 17,202^a
 Geographic Size: 9,641 sq. mi.^b
 Population Density: 2/sq. mi.
 Most Populous Township: Union

^a Source: Nevada State Demographer

^b Source: U.S. Census Bureau

**QUICK
FACTS**

<1% OF STATEWIDE NON-TRAFFIC CASELOAD
1% OF STATEWIDE TRAFFIC CASELOAD

SEVENTH JUDICIAL DISTRICT

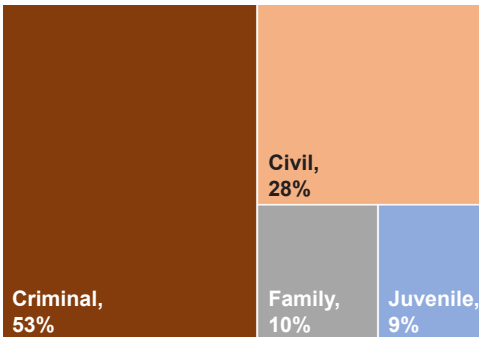


SEVENTH JUDICIAL DISTRICT CASELOAD FILINGS AND DISPOSITIONS Fiscal Year 2022

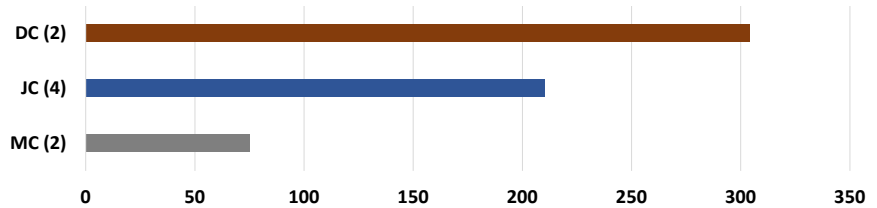
Court	Criminal Filings ^a	Civil Filings	Family Filings ^b	Juvenile Filings ^b	Reopened Cases	Total Cases	Total Disposed	Disp. Rate	Traffic and Parking ^c		
									Cases	Disposed	Disp. Rate
Eureka County District Court	6	17	11	6	3	43	30	70%	(d)	(d)	(d)
Lincoln County District Court	36	22	27	5	8	98	83	85%	(d)	(d)	(d)
White Pine County DC	110	82	85	128	62	467	433	93%	(d)	(d)	(d)
Ely Justice Court	320	223	-	-	28	571	531	93%	1,443	1,380	96%
Eureka Justice Court	35	20	-	-	0	55	46	84%	538	465	86%
Meadow Valley Justice Court	103	45 ^f	-	-	2	150	145	97%	1,072	1,040	97%
Pahrnagat Valley JC	48	14	-	-	1	63	40	63%	2,832	2,653	94%
Caliente Municipal Court	0	0	-	-	0	0	0	-	0	0	-
Ely Municipal Court	145	0	-	-	5	150	156	104%	311	318	102%
TOTAL	803	423	123	139	109	1,597	1,464	92%	6,196	5,856	95%

- ^a Criminal includes felony, gross misdemeanor, non-traffic misdemeanor, and criminal appeal (District Court only) filings.
- ^b Family and Juvenile case types only heard in District Courts.
- ^c Traffic and Parking includes juvenile traffic statistics.
- ^d Juvenile traffic violations handled and reported by Justice Courts.
- ^f High-risk protection orders not reported or incomplete.

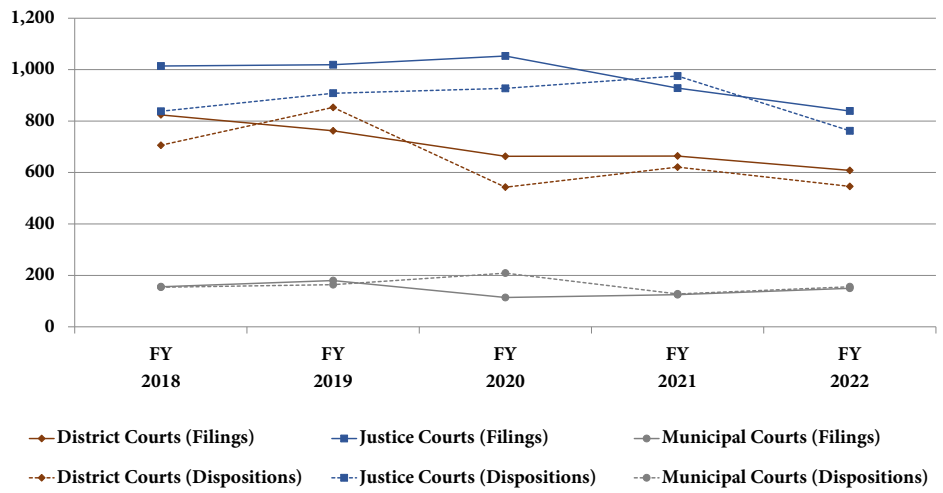
NON-TRAFFIC CASE DISTRIBUTION



NON-TRAFFIC TOTAL CASES PER JUDGE



SEVENTH JUDICIAL DISTRICT NON-TRAFFIC CASES AND DISPOSITIONS FISCAL YEARS 2018-22



District Demographics

Population: 17,379^a
 Geographic Size: 23,685 sq. mi.^b
 Population Density: <1/sq. mi.
 Most Populous Township: Ely

^a Source: Nevada State Demographer
^b Source: U.S. Census Bureau

**QUICK
FACTS**

<1% OF STATEWIDE NON-TRAFFIC CASELOAD
2% OF STATEWIDE TRAFFIC CASELOAD

EIGHTH JUDICIAL DISTRICT

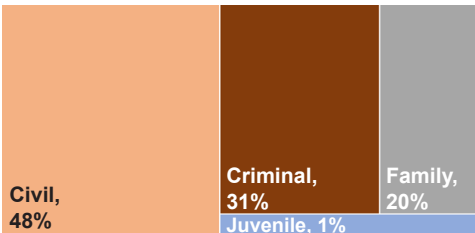


EIGHTH JUDICIAL DISTRICT CASELOAD FILINGS AND DISPOSITIONS Fiscal Year 2022

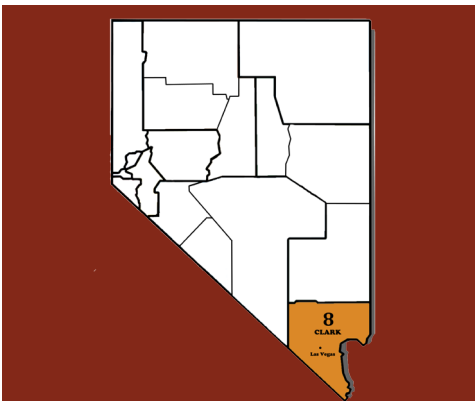
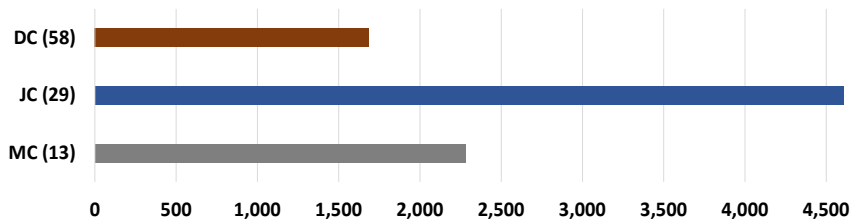
Court	Criminal Filings ^a	Civil Filings	Family Filings ^b	Juvenile Filings ^b	Reopened Cases	Total Cases	Total Disposed	Disp. Rate	Traffic and Parking ^c		
									Cases	Disposed	Disp. Rate
Clark County District Court	8,466	22,300	41,972	3,910	21,186	97,834	102,387 ^{d,f}	105%	(g)	(g)	(g)
Boulder Justice Court	107	272	-	-	1	380	362	95%	1,498	1,580	105%
Bunkerville Justice Court	21	0	-	-	0	21	15	71%	1,267	1,153	91%
Goodsprings Justice Court	389	50	-	-	4	443	494 ^d	112%	6,202	8,803 ^d	142%
Henderson Justice Court	1,611	9,190	-	-	396	11,197	10,881	97%	2,713	3,017	111%
Las Vegas Justice Court	38,085	78,661	-	-	13,185	129,931	127,887	98%	143,822 ^h	44,716 ^f	31%
Laughlin Justice Court	387	239	-	-	0	626	628	100%	4,855	7,375 ^d	152%
Mesquite Justice Court	190	192	-	-	0	382	510 ^d	134%	6	3	50%
Moapa Justice Court	72	18	-	-	2	92	135 ^d	147%	1,576	2,583 ^d	164%
Moapa Valley Justice Court	103	71	-	-	1	175	191 ^d	109%	1,033	1,205 ^d	117%
North Las Vegas Justice Court	2,084	9,729	-	-	38	11,851	9,480 ^d	80%	606	626	103%
Searchlight Justice Court	120	33	-	-	0	153	127	83%	4,763	5,757	121%
Boulder Municipal Court	385	2	-	-	7	394	385	98%	1,427	1,613 ^d	113%
Henderson Municipal Court	4,516	92	-	-	1,865	6,473	6,320 ^d	98%	20,481	17,418	85%
Las Vegas Municipal Court	16,731	624	-	-	258	17,613	19,961 ^d	113%	44,235	42,320	96%
Mesquite Municipal Court	746	4	-	-	0	750	643	86%	1,245	1,191	96%
North Las Vegas MC	4,237	143	-	-	0	4,380	4,563	104%	16,205	15,508	96%
TOTAL	78,250	121,620	41,972	3,910	36,943	282,695	284,969	101%	251,934	154,868	61%

- ^a Criminal includes felony, gross misdemeanor, non-traffic misdemeanor, and criminal appeal (District Court only) filings.
- ^b Family and Juvenile case types only heard in District Courts.
- ^c Traffic and Parking includes juvenile traffic statistics.
- ^d Includes administrative closures.
- ^f See footnotes in Appendix Tables A2 (District Court) and A5 (Justice Court) for greater dispositional information for the respective courts.
- ^g Juvenile traffic violations handled and reported by Justice and Municipal Courts.
- ^h Reopened cases under-reported or not reported.

NON-TRAFFIC CASE DISTRIBUTION



NON-TRAFFIC TOTAL CASES PER JUDGE

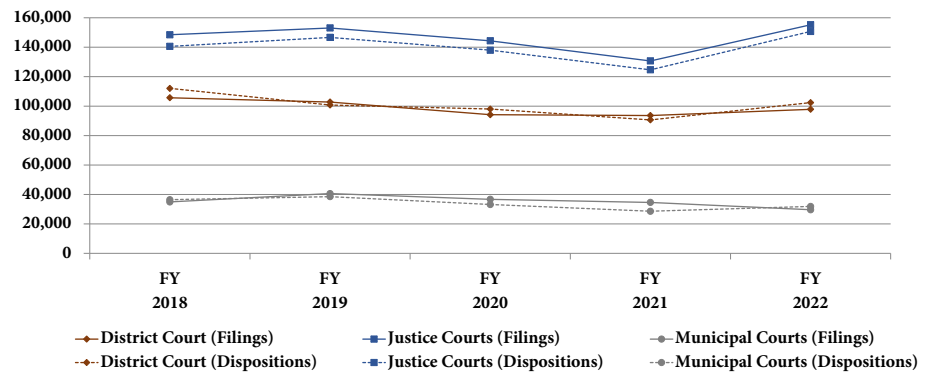


District Demographics

Population: 2,320,551^a
 Geographic Size: 7,891 sq. mi.^b
 Population Density: 294/sq. mi.
 Most Populous Township: Las Vegas

^a Source: Nevada State Demographer
^b Source: U.S. Census Bureau

EIGHTH JUDICIAL DISTRICT NON-TRAFFIC CASES AND DISPOSITIONS, FY 2018-22



QUICK FACTS | **78%** OF STATEWIDE NON-TRAFFIC CASELOAD
73% OF STATEWIDE TRAFFIC CASELOAD

NINTH JUDICIAL DISTRICT

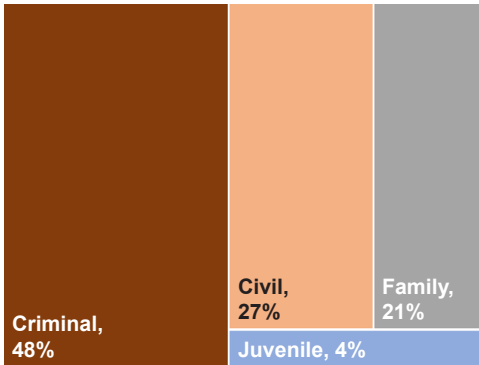


NINTH JUDICIAL DISTRICT CASELOAD FILINGS AND DISPOSITIONS Fiscal Year 2022

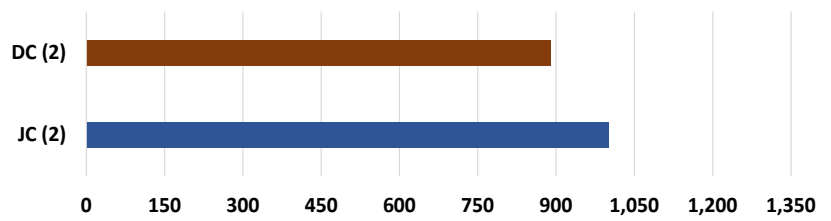
Court	Criminal Filings ^a	Civil Filings	Family Filings ^b	Juvenile Filings ^b	Reopened Cases	Total Cases	Total Disposed	Disp. Rate	Traffic and Parking ^c		
									Cases	Disposed	Disp. Rate
Douglas County District Court	217	319	569	116	559	1,780	1,580	89%	82	81	99%
East Fork Justice Court	907	437	-	-	131	1,475	1,424	97%	2,490	2,356	95%
Tahoe Justice Court	420	88	-	-	18	526	684 ^d	130%	1,203	1,130	94%
TOTAL	1,544	844	569	116	708	3,781	3,688	98%	3,775	3,567	94%

- ^a Criminal includes felony, gross misdemeanor, non-traffic misdemeanor, and criminal appeal (District Court only) filings.
- ^b Family and Juvenile case types only heard in District Courts.
- ^c Traffic and Parking includes juvenile traffic statistics.
- ^d Includes administrative closures.

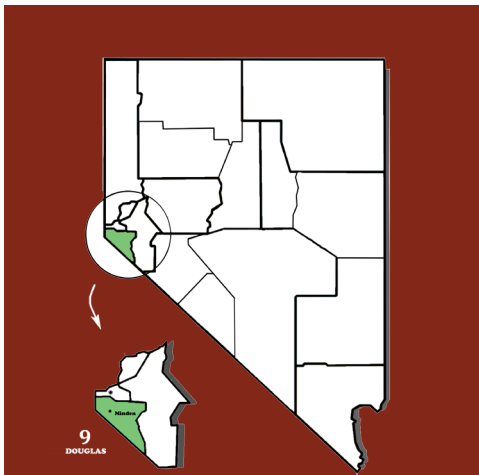
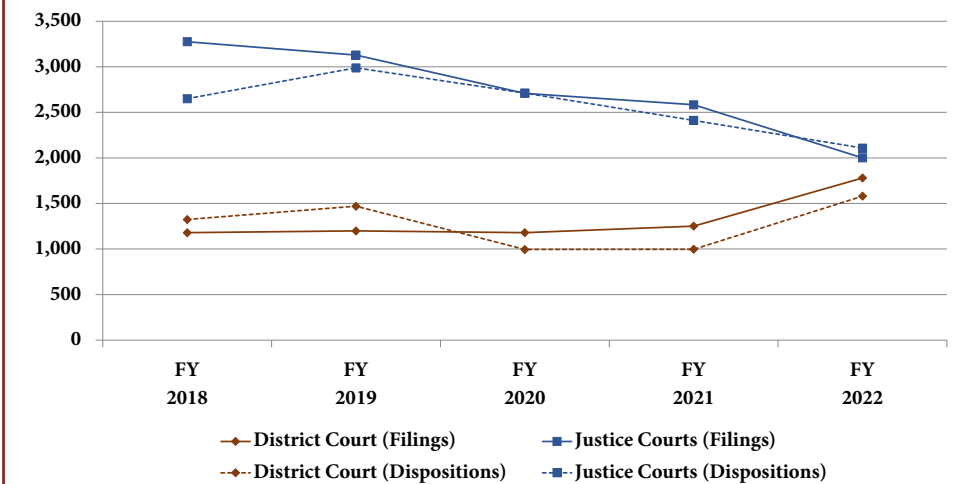
NON-TRAFFIC CASE DISTRIBUTION



NON-TRAFFIC TOTAL CASES PER JUDGE



NINTH JUDICIAL DISTRICT NON-TRAFFIC CASES AND DISPOSITIONS FISCAL YEARS 2018-22



District Demographics

Population: 49,661^a
 Geographic Size: 710 sq. mi.^b
 Population Density: 70/sq. mi.
 Most Populous Township: East Fork

^a Source: Nevada State Demographer
^b Source: U.S. Census Bureau

QUICK FACTS

1% OF STATEWIDE NON-TRAFFIC CASELOAD
1% OF STATEWIDE TRAFFIC CASELOAD

TENTH JUDICIAL DISTRICT

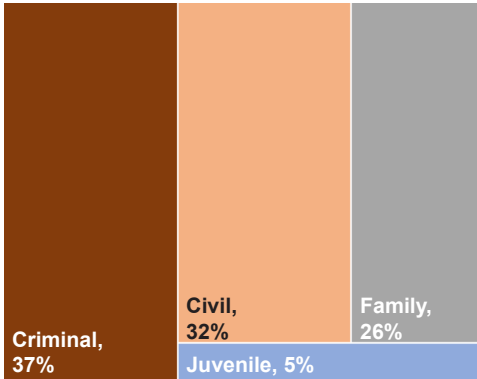


TENTH JUDICIAL DISTRICT CASELOAD FILINGS AND DISPOSITIONS Fiscal Year 2022

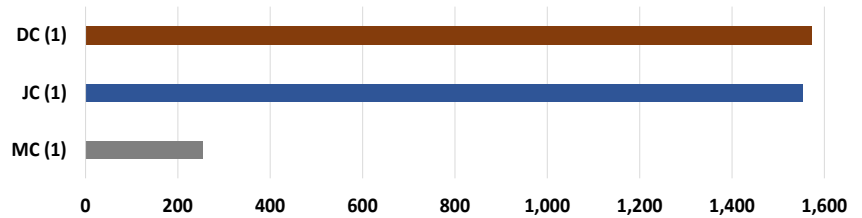
Court	Criminal Filings ^a	Civil Filings	Family Filings ^b	Juvenile Filings ^b	Reopened Cases	Total Cases	Total Disposed	Disp. Rate	Traffic and Parking ^c		
									Cases	Disposed	Disp. Rate
Churchill County District Court	196	157	608	109	502	1,572	1,547	98%	72	74	103%
New River Justice Court	725	808	-	-	21	1,554	1,558	100%	3,774	3,725	99%
Fallon Municipal Court	253	1	-	-	1	255	197	77%	348	306	88%
TOTAL	1,174	966	608	109	524	3,381	3,302	98%	4,194	4,105	98%

^a Criminal includes felony, gross misdemeanor, non-traffic misdemeanor, and criminal appeal (District Court only) filings.
^b Family and Juvenile case types only heard in District Courts.
^c Traffic and Parking includes juvenile traffic statistics.

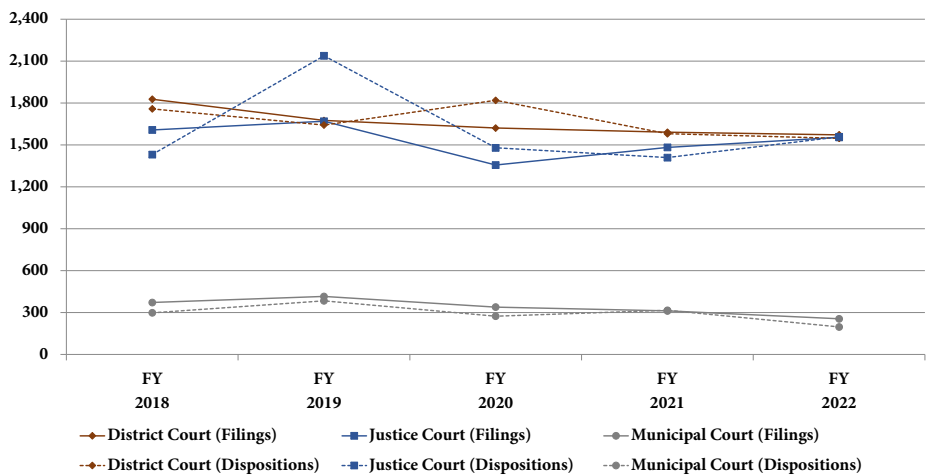
NON-TRAFFIC CASE DISTRIBUTION



NON-TRAFFIC TOTAL CASES PER JUDGE



TENTH JUDICIAL DISTRICT NON-TRAFFIC CASES AND DISPOSITIONS FISCAL YEARS 2018-22



District Demographics

Population: 26,310 ^a
 Geographic Size: 4,930 sq. mi. ^b
 Population Density: 5/sq. mi.
 Most Populous Township: New River

^a Source: Nevada State Demographer
^b Source: U.S. Census Bureau

**QUICK
FACTS**

1% OF STATEWIDE NON-TRAFFIC CASELOAD
1% OF STATEWIDE TRAFFIC CASELOAD

ELEVENTH JUDICIAL DISTRICT

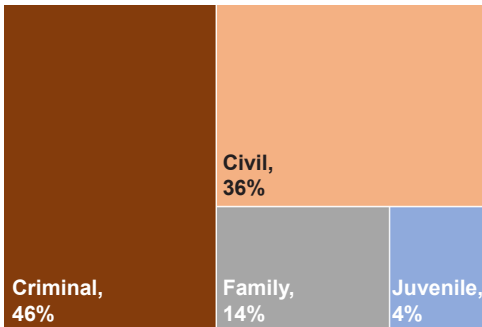


ELEVENTH JUDICIAL DISTRICT CASELOAD FILINGS AND DISPOSITIONS Fiscal Year 2022

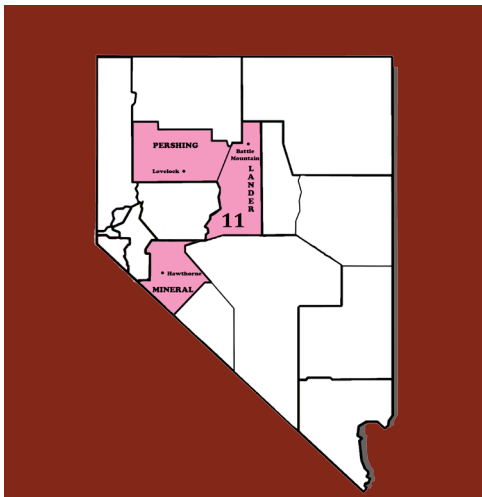
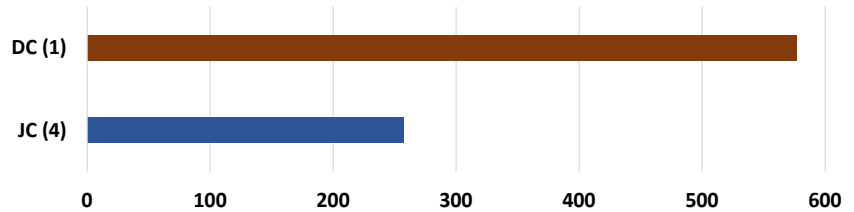
Court	Criminal Filings ^a	Civil Filings	Family Filings ^b	Juvenile Filings ^b	Reopened Cases	Total Cases	Total Disposed	Disp. Rate	Traffic and Parking ^c		
									Cases	Disposed	Disp. Rate
Lander County District Court	10	52	87	11	29	189	147	78%	2	3	150%
Mineral County District Court	38	49	35	13	35	170	143	84%	10	12	120%
Pershing County District Court	17	84	43	34	40	218	258 ^d	118%	2	3	150%
Argenta Justice Court	129	102	-	-	16	247	263 ^d	106%	186	278 ^d	149%
Austin Justice Court	8	6	-	-	0	14	112 ^d	800%	756	794	105%
Hawthorne Justice Court	331	96	-	-	49	476	727 ^d	153%	2,690	2,265	84%
Lake Justice Court	172	119	-	-	0	291	343 ^d	118%	376	475 ^d	126%
TOTAL	705	508	165	58	169	1,605	1,993	124%	4,022	3,830	95%

- ^a Criminal includes felony, gross misdemeanor, non-traffic misdemeanor, and criminal appeal (District Court only) filings.
- ^b Family and Juvenile case types only heard in District Courts.
- ^c Traffic and Parking includes juvenile traffic statistics.
- ^d Includes administrative closures.

NON-TRAFFIC CASE DISTRIBUTION



NON-TRAFFIC TOTAL CASES PER JUDGE

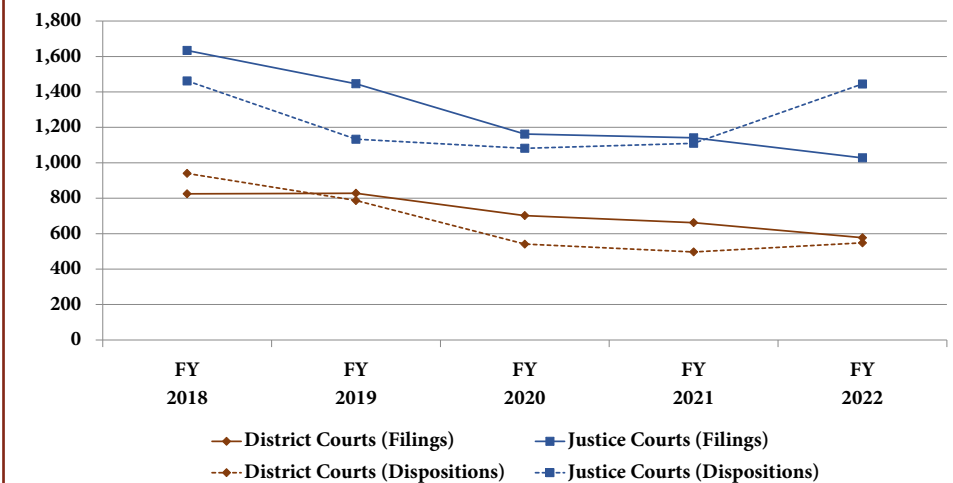


District Demographics

Population: 18,005^a
 Geographic Size: 15,280 sq. mi.^b
 Population Density: 1/sq. mi.
 Most Populous Township: Lake

^a Source: Nevada State Demographer
^b Source: U.S. Census Bureau

ELEVENTH JUDICIAL DISTRICT NON-TRAFFIC CASES AND DISPOSITIONS FISCAL YEARS 2018-22



QUICK FACTS | **<1%** OF STATEWIDE NON-TRAFFIC CASELOAD
1% OF STATEWIDE TRAFFIC CASELOAD

(Page intentionally left blank)

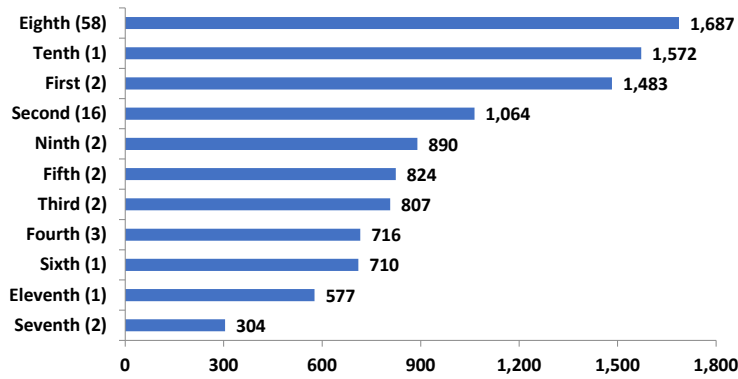
Figure 1. Nevada Trial Court Non-Traffic Cases per Judicial Position, Fiscal Year 2022.

Number of judicial positions in parenthesis. Does not include quasi-judicial positions.

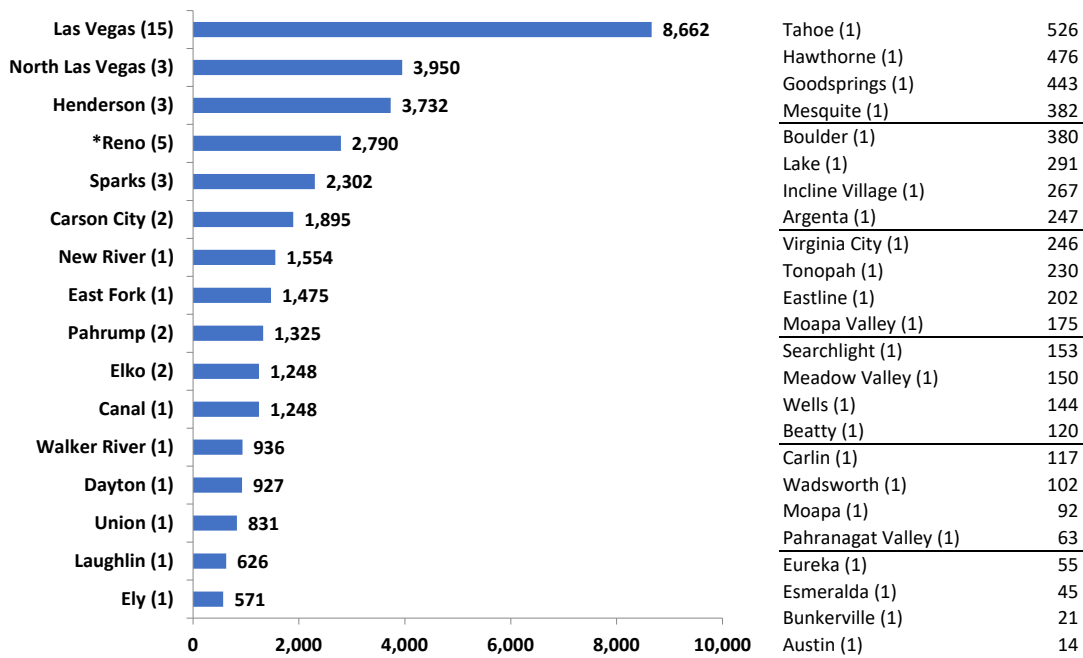
Reopened cases included.

"*" indicates vacant judicial positions. For further detail, see footnotes in Table 1 on pages 1-2 regarding authorized judicial positions.

District Courts



Justice Courts



Municipal Courts

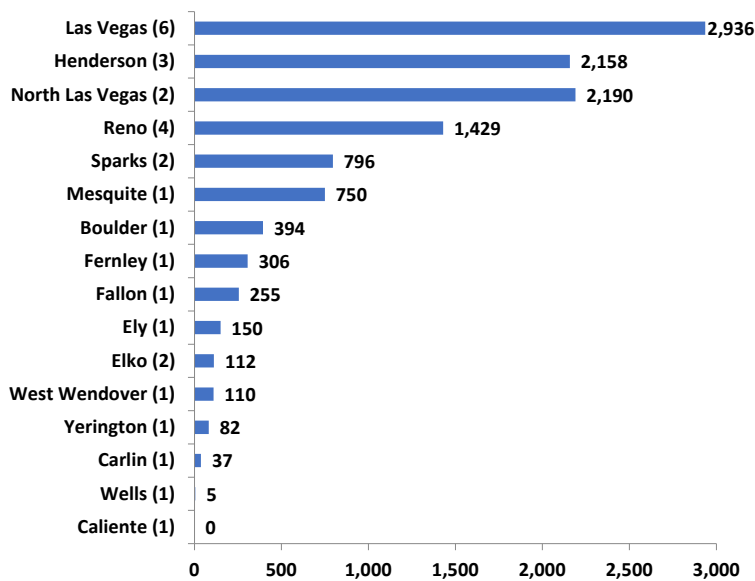
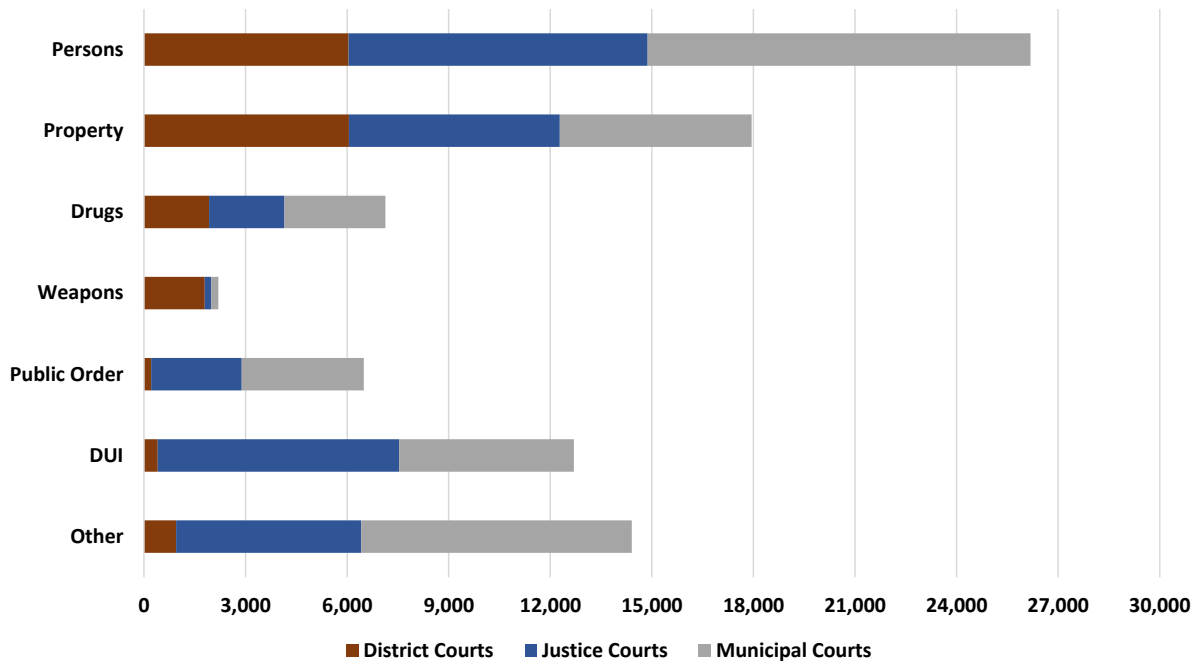


Figure 2. Nevada Non-Traffic Criminal Case Types by USJR Classification, by Jurisdictional Level, Fiscal Year 2022. ^{a,b}

	Persons	Property	Drugs	Weapons	Public Order	DUI	Other	Total
District Courts	6,046	6,053	1,924	1,797	213	409	950	17,392
Justice Courts ^c	8,833	6,228	2,226	189	2,677	7,131	5,466	32,750
Municipal Courts	11,305	5,669	2,983	214	3,605	5,156	7,992	36,924
TOTAL	26,184	17,950	7,133	2,200	6,495	12,696	14,408	87,066



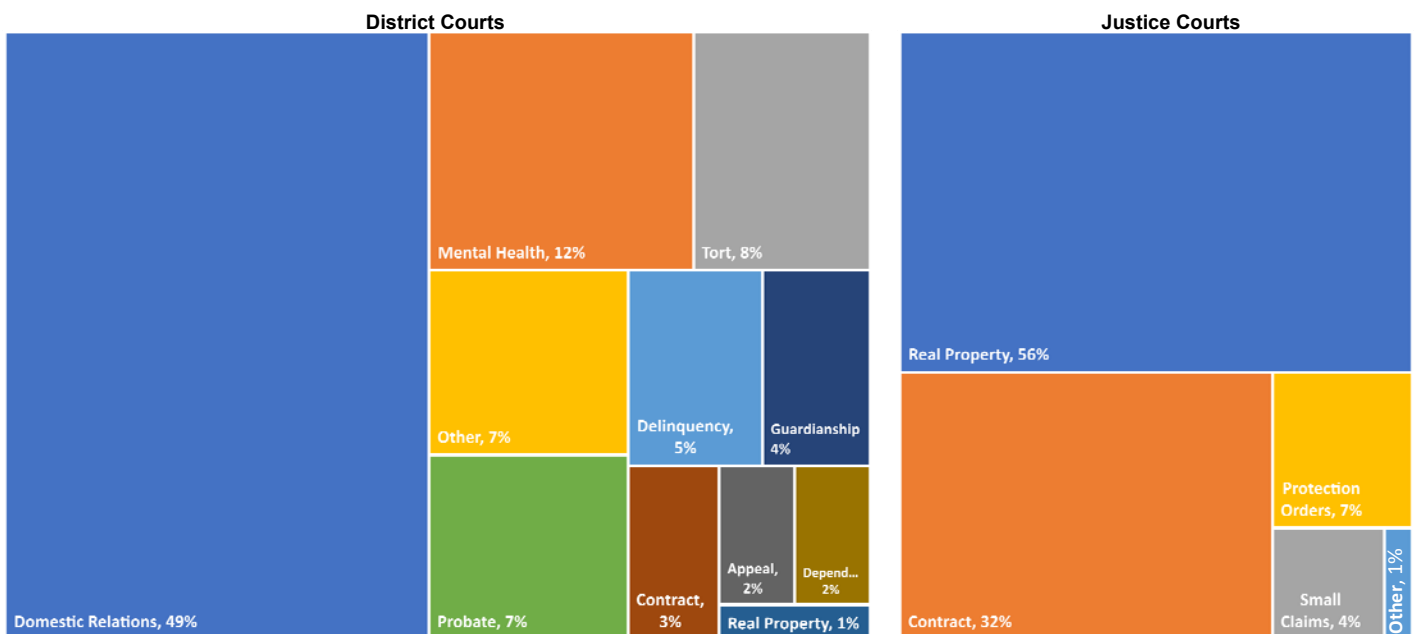
^a District Court includes felony and gross misdemeanor criminal cases; Justice and Municipal Courts include misdemeanor cases only. Reopened cases included. Persons include person-crimes, domestic violence, older/vulnerable person-crimes, child abuse, and protection order violations.

^b Case types determined by the USJR charge hierarchy defined in the Nevada Courts Statistical Reporting Dictionary.

^c Justice Courts hear preliminary matters for felony and gross misdemeanor cases typically adjudicated in District Courts, and these cases are excluded from this table.

Source: Uniform System for Judicial Records, Nevada AOC, Research and Statistics Unit.

Figure 3. Nevada Non-Criminal Case Distribution by Major USJR Classification, by Jurisdictional Level, Fiscal Year 2022. ^a

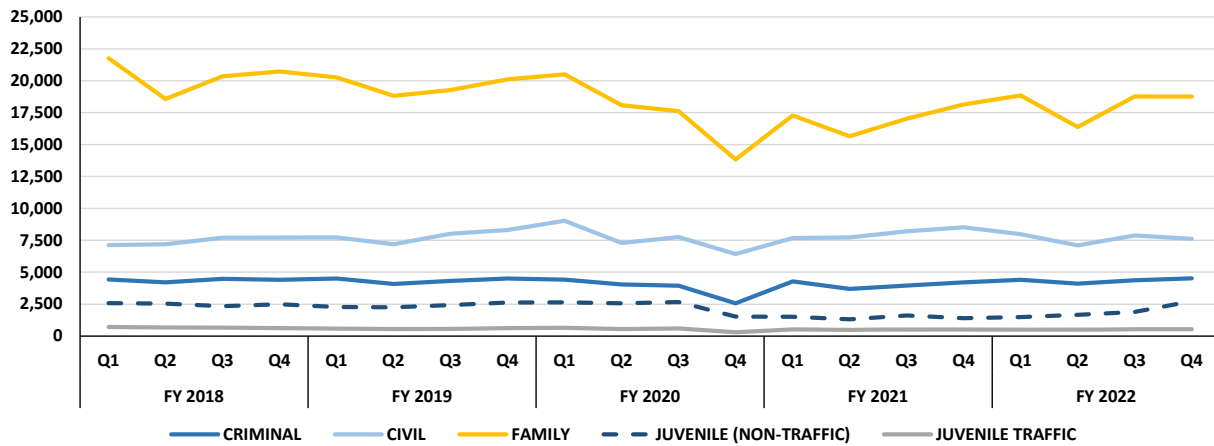


^a Municipal Courts excluded from this table due to all non-criminal cases being classified as Other Civil or Petitions to Seal Record actions. District Court Other classification includes Civil Other, Writs, and Construction Defect case types, as well as Juvenile Miscellaneous Petitions and Status Petitions case types. Justice Court Other classification includes Torts, Contested Liens, Petitions to Seal Records, and Other Civil Matters case types.

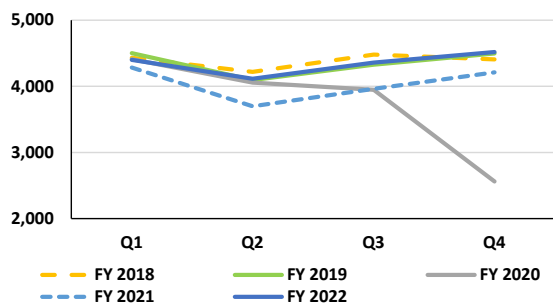
Source: Uniform System for Judicial Records, Nevada AOC, Research and Statistics Unit.

Figure 4: Nevada District Courts, Quarterly Analysis, Fiscal Years 2018-22.^a

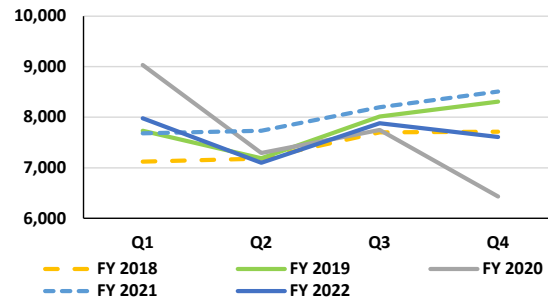
Cases Filed by Major Case Classification, Fiscal Years 2018-22.



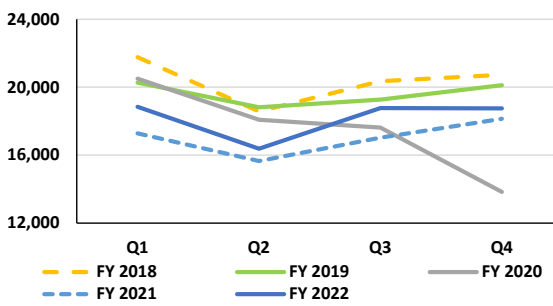
Criminal Cases Filed by Quarter.



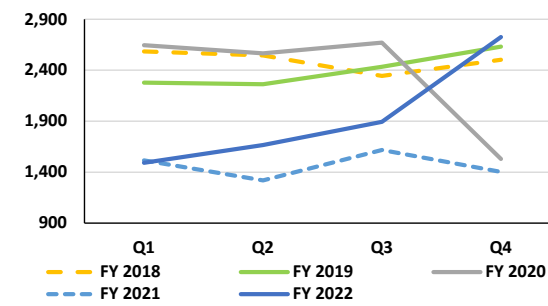
Civil Cases Filed by Quarter.



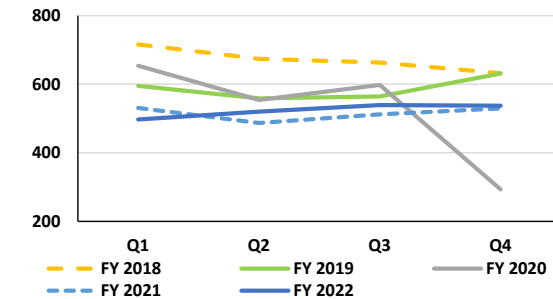
Family Cases Filed by Quarter.



Juvenile Non-Traffic Cases Filed by Quarter.



Juvenile Traffic Cases Filed by Quarter.*

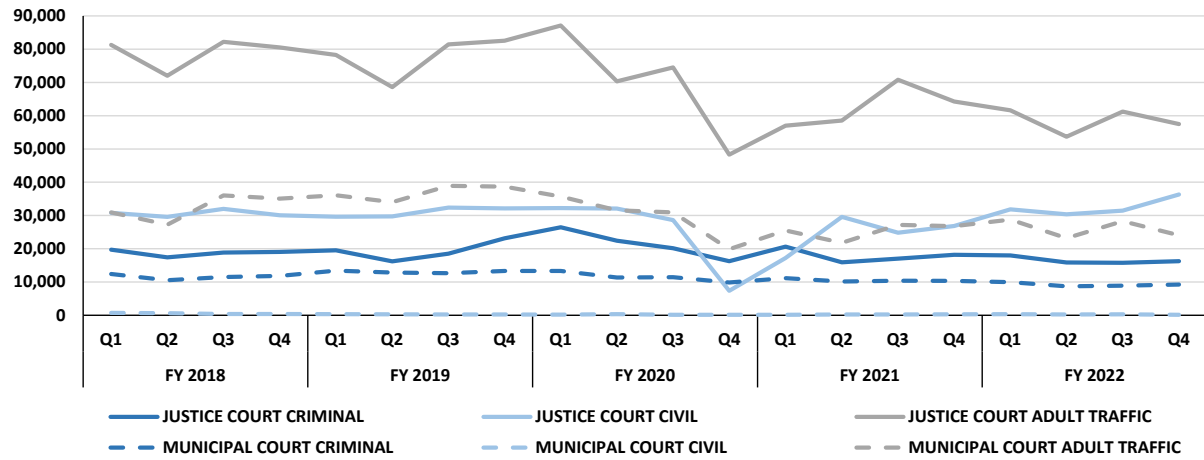


*Only includes juvenile traffic cases filed in district courts.

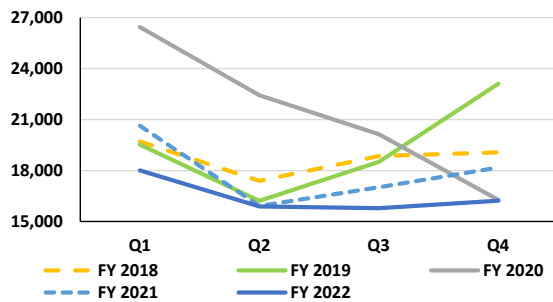
^a Totals reflect aggregate information from the Nevada Trial Courts. Information contained herein may reflect non-standard reporting. See Tables B1-B9 from the respective fiscal years' Annual Report Appendices for greater detailed statistics and clarifying footnotes. Juvenile traffic cases only include cases filed in district courts and exclude cases filed in limited jurisdiction courts. Source: Uniform System for Judicial Records, Nevada AOC, Research and Statistics Unit.

Figure 5: Nevada Justice and Municipal Courts, Quarterly Analysis, Fiscal Years 2018-22. ^a

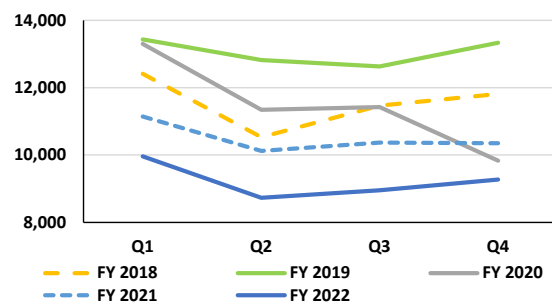
Cases Filed by Major Case Classification, Fiscal Years 2018-22.



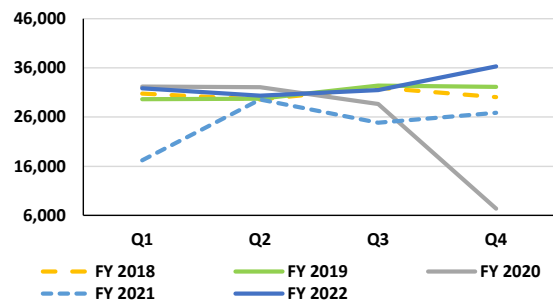
Justice Court Criminal Cases Filed by Quarter.



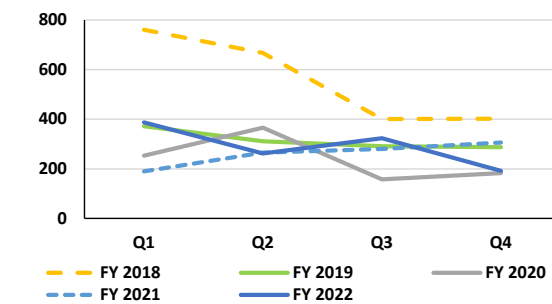
Municipal Court Criminal Cases Filed by Quarter.



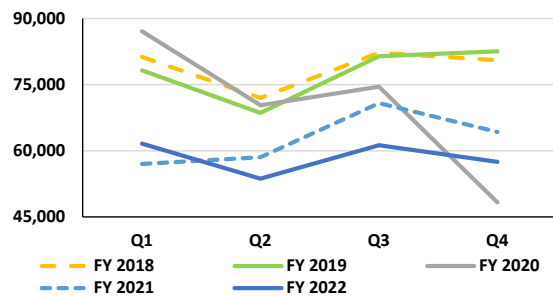
Justice Court Civil Cases Filed by Quarter.



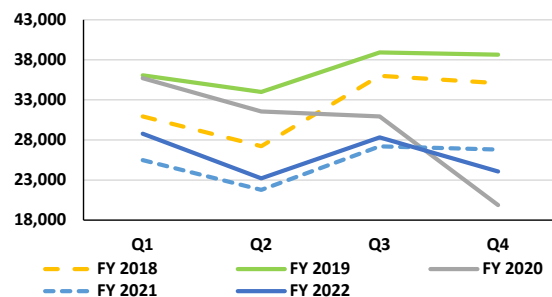
Municipal Court Civil Cases Filed by Quarter.



Justice Court Adult Traffic Cases Filed by Quarter.*



Municipal Court Adult Traffic Cases Filed by Quarter.*



*Excludes juvenile traffic cases filed in justice courts.

*Excludes juvenile traffic cases filed in municipal courts.

^a Totals reflect aggregate information from the Nevada Trial Courts. Information contained herein may reflect non-standard reporting. See Tables B1-B9 from the respective fiscal years' Annual Report Appendices for greater detailed statistics and clarifying footnotes. Adult traffic cases include parking cases.

Source: Uniform System for Judicial Records, Nevada AOC, Research and Statistics Unit.

Table A1. Summary of District Court Criminal and Civil Cases, Fiscal Years 2021-22. ^a
 (See Table A3 for Juvenile Traffic.)

Court	Criminal (Non-Traffic) Cases ^b						Civil Cases					
	Filed		Disposed		Pending		Filed		Disposed		Pending	
	FY 2021	FY 2022	FY 2021	FY 2022	FY 2022 Active	FY 2022 Inactive	FY 2021	FY 2022	FY 2021	FY 2022	FY 2022 Active	FY 2022 Inactive
First Judicial District												
Carson City District Court	341	375	227	247	147 ^c	- ^d	528	539	409	515	251 ^c	- ^d
Storey County District Court	5	1	1	0	28 ^c	- ^d	39	34	40	25	25 ^c	- ^d
Second Judicial District												
Washoe County District Court	1,781	2,268	1,443	1,550	480	1,061	3,356	3,243	2,942	3,094	1,609	197
Third Judicial District												
Lyon County District Court	259	253	260	216	106	136	357	333	337	301	322	2
Fourth Judicial District												
Elko County District Court	521	484	515	512	156	67	381	426	377	425	277	0
Fifth Judicial District												
Esmeralda County District Court	4	4	2	1	15	11	19	23	13	6	122	61
Nye County District Court	170	273	126	120	380 ^f	50	545	624	142	402	3,801 ^f	68
Sixth Judicial District												
Humboldt County District Court	75	57	117	59	77	74	130	151	128	138	302	3
Seventh Judicial District												
Eureka County District Court	10	7	6	5	4	1	15	17	14	15	14	0
Lincoln County District Court	51	40	50	44	56	1	41	23	49	15	40	0
White Pine County District Court	111	136	103	113	88	56	114	85	95	101	57	0
Eighth Judicial District												
Clark County District Court	12,314	12,793	11,895	12,702	6,056	8,238	25,815	24,144	24,236	25,825	31,115	1,412
Ninth Judicial District												
Douglas County District Court	195	346	149	254	161	106	361	482	275	477	257	7
Tenth Judicial District												
Churchill County District Court	241	266	244	260	59	86	205	241	178	220	80	12
Eleventh Judicial District												
Lander County District Court	22	17	22	18	13	11	42	56	25	32	66	46
Mineral County District Court	28	44	22	47	31	9	54	51	18	33	49	123
Pershing County District Court	29	28	38	52 ^g	25	8	116	93	97	108	104	51
Total	16,157	17,392	15,220	16,200	7,882	9,915	32,118	30,565	29,375	31,732	38,491	1,982

^a Case statistics include cases that may have been reopened. Pending cases reported by the courts as of June 30, 2022.

^b Includes criminal appeals of limited jurisdiction courts.

^c Estimated from fiscal years 2017-22 new filings less dispositions. Reopened cases not included.

^d Statistic not reported by the court.

^f Active pending cases over-inclusive due in part to conversion to a new case management system.

^g Includes administrative case closures.

Source: Uniform System for Judicial Records, Nevada AOC, Research and Statistics Unit.

Table A2. Summary of District Court Family and Juvenile Cases, Fiscal Years 2021-22. ^a

(See Table A3 for Juvenile Traffic.)

Court	Family Cases						Juvenile (Non-Traffic) Cases					
	Filed		Disposed		Pending		Filed		Disposed		Pending	
	FY 2021	FY 2022	FY 2021	FY 2022	FY 2022 Active	FY 2022 Inactive	FY 2021	FY 2022	FY 2021	FY 2022	FY 2022 Active	FY 2022 Inactive
First Judicial District												
Carson City District Court	1,516	1,709	1,380	1,543	0 ^b	- ^c	253	276	201	254	0 ^b	- ^c
Storey County District Court	32	29	22	13	39 ^b	- ^c	1	3	1	3	0 ^b	- ^c
Second Judicial District												
Washoe County District Court	9,541	9,516	7,619	8,056	2,053	15	913 ^d	1,995 ^d	1,626 ^f	2,883 ^f	524	283
Third Judicial District												
Lyon County District Court	1,017	872 ^g	1,012	875	273	8	141	156	141	150	93	19
Fourth Judicial District												
Elko County District Court	922	1,021	885	1,040	554	3	172	216	189	177	100	25
Fifth Judicial District												
Esmeralda County District Court	4	4 ^g	3	2	29	8	2	0	0	1	9	0
Nye County District Court	628	541	402	375	4,579 ^h	45	151	178	104	81	533 ^h	31
Sixth Judicial District												
Humboldt County District Court	534	429	791 ^f	358	665	0	109	73	117 ^j	53	129	0
Seventh Judicial District												
Eureka County District Court	15	13	6	10	12	0	1	6	3	0	7	0
Lincoln County District Court	25	28	26	18	96	12	19	7	15	6	31	0
White Pine County District Court	140	113	117	110	39	0	122	133	137	109	41	3
Eighth Judicial District												
Clark County District Court	51,847 ^r	56,560	47,430 ^r	54,621	26,214	4,588	3,644	4,337	7,093 ^f	9,239 ^{f,k}	3,516	866
Ninth Judicial District												
Douglas County District Court	590	813	500	753	180	0	105	139	73	96	74	2
Tenth Judicial District												
Churchill County District Court	1,023	875	1,026	907	182	53	122	190	132	160	36	12
Eleventh Judicial District												
Lander County District Court	143	105	131	81	98	25	25	11	16	16	26	1
Mineral County District Court	70	61	35	55	67	206	18	14	28	8	90	297
Pershing County District Court	57	54	33	57	61	5	58	43	32	41	24	0
Total	68,104^r	72,743	61,418^r	68,874	35,141	4,968	5,856	7,777	9,908	13,277	5,233	1,539

^a Case statistics include cases that may have been reopened. Pending cases reported by the courts as of June 30, 2022.

^b Estimated from fiscal years 2017-22 new filings less dispositions. Reopened cases not included.

^c Statistic not reported by the court.

^d Reopened (cases) not reported or under-reported.

^f Includes administrative case closures not related to footnote (k).

^g High-risk protection orders not reported or incomplete.

^h Active pending cases over-inclusive due in part to conversion to a new case management system.

^j Excludes a large number of administrative closures (1,062 delinquency and 98 dependency cases) unrelated to the filings in the respective fiscal year.

^k Court reported a large number of administrative closures (7,356 Delinquency dispositions). Because many of these dispositions are unrelated to the filings for the current fiscal year and in an effort to more accurately reflect actual dispositions of active cases, these administrative closures were not included in total dispositions but are provided in this footnote for general information.

^r Revised from previous publications.

Source: Uniform System for Judicial Records, Nevada AOC, Research and Statistics Unit.

Table A3. Summary of Juvenile Traffic Cases Filed and Disposed in District Court, Fiscal Years 2021-22. ^a

Court	Total Cases		Total Charges		Total Disposed	
	FY 2021	FY 2022	FY 2021	FY 2022	FY 2021	FY 2022
First Judicial District						
Carson City District Court	196	193	265	258	142	128
Storey County District Court	5	2	7	2	4	2
Second Judicial District						
Washoe County District Court	1,074 ^b	1,286 ^b	1,575	1,879	1,146	1,239
Third Judicial District						
Lyon County District Court	143	131	202	159	138	134
Fourth Judicial District						
Elko County District Court	201	174	238	209	192	147
Fifth Judicial District						
Esmeralda County District Court	10	1	10	1	9	5
Nye County District Court	67	54	90	68	10	53
Sixth Judicial District						
Humboldt County District Court	68	84	81	102	150 ^c	68
Seventh Judicial District						
Eureka County District Court	(d)	(d)	(d)	(d)	(d)	(d)
Lincoln County District Court	(d)	(d)	(d)	(d)	(d)	(d)
White Pine County District Court	(d)	(d)	(d)	(d)	(d)	(d)
Eighth Judicial District						
Clark County District Court	(d)	(d)	(d)	(d)	(d)	(d)
Ninth Judicial District						
Douglas County District Court	166	82	210	107	137	81
Tenth Judicial District						
Churchill County District Court	93	72	121	91	92	74
Eleventh Judicial District						
Lander County District Court	6	2	6	3	8	3
Mineral County District Court	21	10	30	16	21	12
Pershing County District Court	9	2	12	3	9	3
Total	2,059	2,093	2,847	2,898	2,058	1,949

^a Table contains juvenile traffic statistics (see appendix table B9). Case statistics include cases that may have been reopened.

^b Reopened (cases) not reported.

^c Includes administrative case closures.

^d Juvenile traffic violations handled and reported by limited jurisdiction courts.

Source: Uniform System for Judicial Records, Nevada AOC, Research and Statistics Unit.

Table A4. Summary of Justice Court Non-Traffic Cases Filed and Disposed, Fiscal Years 2021-22.^a
 (See Table A5 for traffic data.)

Court	Criminal Cases				Civil Cases			
	Filed		Disposed		Filed		Disposed	
	FY 2021	FY 2022	FY 2021	FY 2022	FY 2021	FY 2022	FY 2021	FY 2022
First Judicial District								
Carson City								
Carson City Justice Court ^b	1,916	1,974	1,272	1,301	2,138	1,815	2,420	1,861
Storey County								
Virginia City Justice Court	231	198	113	199	39	48	39	33
Second Judicial District								
Washoe County								
Incline Village Justice Court	282	195	253	248	102	72	72	84
Reno Justice Court	5,296	5,985	4,192	6,335	7,158	7,964	8,028	7,657
Sparks Justice Court	3,105	2,987	2,843	3,598 ^c	2,954	3,920	3,053	3,675
Wadsworth Justice Court	68	88	56	67	11	14	17	15
Third Judicial District								
Lyon County								
Canal Justice Court	378	467	430	459	909	781	686	715
Dayton Justice Court	378	364	357	361	636	563	582	655
Walker River Justice Court	455	341	511	367	544	595	620	694 ^c
Fourth Judicial District								
Elko County								
Carlin Justice Court	86	67	81	69	57	50	81	49
Eastline Justice Court	177	141	117	119	78	61	70	54
Elko Justice Court	1,646	1,510	1,673	1,409	1,059	986 ^d	1,113	1,257 ^c
Wells Justice Court	137	106	92	107	44	38	32	17
Fifth Judicial District								
Esmeralda County								
Esmeralda Justice Court	0	32	0	14	12	13	12	12
Nye County								
Beatty Justice Court	76	79	91	91 ^c	46	41	55	24
Pahrump Justice Court	1,142	1,688	1,192	1,228	1,025	962	866	1,020
Tonopah Justice Court	150	118	167	110	63	112	64	105
Sixth Judicial District								
Humboldt County								
Union Justice Court	473	427	498	395	503	404	440	378
Seventh Judicial District								
Eureka County								
Eureka Justice Court	52	35	49	32	32	20	27	14
Lincoln County								
Meadow Valley Justice Court	126	105	117	100	58	45 ^d	60	45
Pahrnanagat Valley Justice Court	58	49	100 ^c	33	12	14	10	7
White Pine County								
Ely Justice Court	336	323	367	327	254	248	245	204
Eighth Judicial District								
Clark County								
Boulder Justice Court	172	107	153	113	290	273	228	249
Bunkerville Justice Court	13	21	13	15	5	0	8	0
Goodsprings Justice Court	414	393	334	461 ^c	46	50	36	33
Henderson Justice Court	2,062	1,645	2,074	1,943	7,740	9,552	6,254	8,938
Las Vegas Justice Court	45,654	40,637	46,256	42,627	63,683	89,294	57,109	85,260
Laughlin Justice Court	557	387	446	385	264	239	192	243
Mesquite Justice Court	240	190	291 ^c	285 ^c	228	192	176	225 ^c
Moapa Justice Court	80	72	68	119 ^c	12	20	17	16
Moapa Valley Justice Court	88	104	81	131 ^c	83	71	52	60
North Las Vegas Justice Court	2,449	2,098	2,427	2,511 ^c	6,547	9,753	8,367 ^c	6,969
Searchlight Justice Court	66	120	58	97	15	33	12	30
Ninth Judicial District								
Douglas County								
East Fork Justice Court	1,186	1,035	1,163	940	643	440	595	484
Tahoe Justice Court	673	437	573	554 ^c	81	89	81	130 ^c
Tenth Judicial District								
Churchill County								
New River Justice Court	739	726	757	755	743	828	652	803
Eleventh Judicial District								
Lander County								
Argenta Justice Court	180	132	170	157 ^c	131	115	113	106
Austin Justice Court	5	8	19 ^c	108 ^c	7	6	2	4
Mineral County								
Hawthorne Justice Court	375	342	292	140	101	134	114	587 ^c
Pershing County								
Lake Justice Court	224	172	264 ^c	210 ^c	118	119	136	133
Total	71,745	65,905	70,010	68,520	98,471	129,974	92,736	122,845

^a Case statistics include cases that may have been reopened.

^b Carson City Justice Court includes municipal court information.

^c Includes administrative case closures.

^d High-risk protection orders not reported or incomplete.

Source: Uniform System for Judicial Records, Nevada AOC, Research and Statistics Unit.

Table A5. Summary of Justice Court Traffic Cases Filed and Disposed, Fiscal Years 2021-22. ^a

Court	Total Cases		Total Charges		Total Disposed ^b	
	FY 2021	FY 2022	FY 2021	FY 2022	FY 2021	FY 2022
First Judicial District						
Carson City						
Carson City Justice Court ^c	7,572	7,099	9,816	9,554	6,559	6,405
Storey County						
Virginia City Justice Court	1,495	1,221	1,963	1,720	1,417	1,149
Second Judicial District						
Washoe County						
Incline Village Justice Court	3,770	1,467	3,934	1,690	3,579	1,580
Reno Justice Court	15,398	14,652	18,597	18,038	14,789	14,114
Sparks Justice Court	4,389	3,183	5,911	4,610	4,620	3,737 ^d
Wadsworth Justice Court	1,684	1,731	2,002	2,197	1,542	1,693
Third Judicial District						
Lyon County						
Canal Justice Court	418	470	577	730	360	454
Dayton Justice Court	1,792	1,210	2,204	1,584	1,749	1,385
Walker River Justice Court	2,354	1,446	2,912	1,859	2,182	1,487
Fourth Judicial District						
Elko County						
Carlin Justice Court	514	689	613	784	538	633
Eastline Justice Court	187	297	256	397	193	200
Elko Justice Court	4,382	4,690	5,086	5,463	4,624	4,180
Wells Justice Court	3,888	2,675	4,304	3,017	3,597	2,548
Fifth Judicial District						
Esmeralda County						
Esmeralda Justice Court	1,510	1,459	1,510	1,732	1,510	1,423
Nye County						
Beatty Justice Court	965	970	1,160	1,126	808	898
Pahrump Justice Court	3,017	2,276	3,860	2,903	3,009	2,353
Tonopah Justice Court	2,055	1,162	2,277	1,429	2,018	1,170
Sixth Judicial District						
Humboldt County						
Union Justice Court	5,170	3,629	5,839	4,344	5,039	3,390
Seventh Judicial District						
Eureka County						
Eureka Justice Court	489	538	542	587	478	465
Lincoln County						
Meadow Valley Justice Court	1,112	1,072	1,187	1,146	971	1,040
Pahrnanagat Valley Justice Court	2,144	2,832	2,315	3,034	2,075	2,653
White Pine County						
Ely Justice Court	1,901	1,443	2,103	1,630	1,732	1,380
Eighth Judicial District						
Clark County						
Boulder Justice Court	3,060	1,498	3,413	1,694	2,975	1,580
Bunkerville Justice Court	954	1,267	1,091	1,444	848	1,153
Goodsprings Justice Court	7,083	6,202	8,790	7,364	9,620 ^d	8,803 ^d
Henderson Justice Court	4,003	2,713	5,069	3,569	4,189	3,017
Las Vegas Justice Court	143,741 ^f	143,822 ^f	177,714	182,146	95,632	44,716 ^{g,h}
Laughlin Justice Court	5,897	4,855	7,282	5,666	4,944	7,375 ^d
Mesquite Justice Court	0	6	12	15	0	3
Moapa Justice Court	1,742	1,576	2,021	1,870	1,577	2,583 ^d
Moapa Valley Justice Court	1,075	1,033	1,267	1,176	1,081	1,205 ^d
North Las Vegas Justice Court	1,042	606	1,673	1,096	949	626
Searchlight Justice Court	3,178	4,763	3,729	5,313	3,033	5,757
Ninth Judicial District						
Douglas County						
East Fork Justice Court	3,187	2,490	4,201	3,291	3,177	2,356
Tahoe Justice Court	1,744	1,203	2,166	1,515	1,594	1,130
Tenth Judicial District						
Churchill County						
New River Justice Court	3,818	3,774	4,734	4,680	3,328	3,725
Eleventh Judicial District						
Lander County						
Argenta Justice Court	451	186	501	225	619 ^d	278 ^d
Austin Justice Court	1,273	756	1,339	847	1,095	794
Mineral County						
Hawthorne Justice Court	4,305	2,690	5,046	3,159	3,796	2,265
Pershing County						
Lake Justice Court	507	376	615	439	956 ^d	475 ^d
Total	253,266	236,027	309,631	295,083	202,802	142,178

^a Table contains adult traffic and parking statistics (see table B5-1). Information may include cases that may have been reopened or juvenile traffic statistics (see table B9).

^b Dispositions may include increases due to necessary administrative actions that implement legislative changes in creating civil infractions beginning January 2023.

^c Carson City is a consolidated municipality and statistics are reported in the Justice Court tables.

^d Includes administrative case closures.

^f Reopened (cases) not reported or under-reported.

^g Court reported a large number of administrative closures (170,134 traffic, 193 parking, and 1,134 juvenile traffic dispositions). Because many of these dispositions are unrelated to the filings for the current fiscal year and in an effort to more accurately reflect actual dispositions of active cases, these administrative closures were not included in total dispositions but are provided in this footnote for general information.

^h Disposition data incomplete due to the development of new online platform and limited IT programming resources needed to implement improved business processes. Complete data will be updated in future Annual Report publications.

Source: Uniform System for Judicial Records, Nevada AOC, Research and Statistics Unit.

Table A6. Summary of Municipal Court Non-Traffic Cases Filed and Disposed, Fiscal Years 2021-22. ^a
 (See Table A7 for traffic data.)

Court	Criminal Cases				Civil Cases			
	Filed		Disposed		Filed		Disposed	
	FY 2021	FY 2022	FY 2021	FY 2022	FY 2021	FY 2022	FY 2021	FY 2022
First Judicial District								
Carson City Municipal Court	(b)	(b)	(b)	(b)	(b)	(b)	(b)	(b)
Second Judicial District								
Reno Municipal Court	5,309	5,657	5,881	5,877	87	60	69	74
Sparks Municipal Court	1,630 ^c	1,576 ^c	1,841	1,788	21	16	20	11
Third Judicial District								
Fernley Municipal Court	348	304	306	320	2	2	0	0
Yerington Municipal Court	61	82	43	102	0	0	0	0
Fourth Judicial District								
Carlin Municipal Court	29	37	30	35	0	0	0	0
Elko Municipal Court	349	220	372	258 ^d	2	4	1	1
Wells Municipal Court	10	5	8	10	0	0	0	0
West Wendover Municipal Court	145	110	103	85	1	0	1	0
Seventh Judicial District								
Caliente Municipal Court	1	0	1	0	0	0	0	0
Ely Municipal Court	124	150	127	156	0	0	0	0
Eighth Judicial District								
Boulder Municipal Court	581	392	505	383	5	2	4	2
Henderson Municipal Court	7,295	6,381	6,447	6,202	130	92	168	118 ^d
Las Vegas Municipal Court	21,043	16,773	15,831	19,099 ^d	730	840	733	862
Mesquite Municipal Court	659	746	531	641	4	4	3	2
North Las Vegas Municipal Court	4,086	4,237	4,342	4,420	58	143	58	143
Tenth Judicial District								
Fallon Municipal Court	311	254	316	197	1	1	0	0
Total	41,981	36,924	36,684	39,573	1,041	1,164	1,057	1,213

^a Case statistics include cases that may have been reopened.

^b Carson City is a consolidated municipality and statistics are reported in the Justice Court tables.

^c Reopened (cases) under-reported.

^d Includes administrative case closures.

Source: Uniform System for Judicial Records, Nevada AOC, Research and Statistics Unit.

Table A7. Summary of Municipal Court Traffic Cases Filed and Disposed, Fiscal Years 2021-22.^a

Court	Total Cases		Total Charges		Total Disposed ^b	
	FY 2021	FY 2022	FY 2021	FY 2022	FY 2021	FY 2022
First Judicial District						
Carson City Municipal Court	(c)	(c)	(c)	(c)	(c)	(c)
Second Judicial District						
Reno Municipal Court	12,815	13,607	16,871	16,977	13,055	13,268
Sparks Municipal Court	3,263 ^d	4,038 ^d	5,044	6,305	3,301	4,184
Third Judicial District						
Fernley Municipal Court	2,018	2,251	2,739	2,955	1,931	2,250
Yerington Municipal Court	70	50	99	66	66	46
Fourth Judicial District						
Carlin Municipal Court	87	31	97	33	95	35
Elko Municipal Court	221	214	283	263	245	202
Wells Municipal Court	8	21	8	23	6	17
West Wendover Municipal Court	299	298	324	328	294	255
Seventh Judicial District						
Caliente Municipal Court	0	0	0	0	0	0
Ely Municipal Court	261	311	344	433	269	318
Eighth Judicial District						
Boulder Municipal Court	2,545	1,427	3,474	1,977	2,925	1,613 ^f
Henderson Municipal Court	18,635	20,481	18,966	20,764	16,497	17,418
Las Vegas Municipal Court	43,617	44,235	55,615	56,817	43,043	42,320
Mesquite Municipal Court	1,238	1,245	1,604	2,872	1,073	1,191
North Las Vegas Municipal Court	16,177	16,205	25,251	25,781	14,457	15,508
Tenth Judicial District						
Fallon Municipal Court	276	348	402	483	302	306
Total	101,530	104,762	131,121	136,077	97,559	98,931

^a Table contains adult traffic and parking statistics (see table B7-1). Information may include cases that may have been reopened or juvenile traffic statistics (see table B9).

^b Dispositions may include increases due to necessary administrative actions that implement legislative changes in creating civil infractions beginning January 2023.

^c Carson City is a consolidated municipality and statistics are reported in the Justice Court tables.

^d Reopened (cases) under-reported.

^f Includes administrative case closures.

Source: Uniform System for Judicial Records, Nevada AOC, Research and Statistics Unit.

(Page intentionally left blank)

Table B1-1. Criminal Caseload Processed by District Courts in Nevada, Fiscal Year 2022.

District Court, Criminal Caseload, Aggregate (1 of 2)			Felony, Total	Gross Misdemeanor, Total	Criminal Appeal from LJ Courts	Totals
Totals^a	Nevada District Courts	New Filings (cases)	9,727	2,093	67	11,887
		Reopened (cases)	4,839	664	2	5,505
		Charges	16,474	2,714	0	19,188
		Grand Total Dispositions	13,472	2,651	77	16,200
		Total Non-Trial Dispositions	13,344	2,647	77	16,068
		Total Bench Trial Dispositions	8	2	0	10
		Total Jury Trial Dispositions	120	2	0	122
1st Judicial District	Carson City District Court	New Filings (cases)	215	50	7	272
		Reopened (cases)	80	23	0	103
		Charges	309	72	0	381
		Grand Total Dispositions	187	60	0	247
		Total Non-Trial Dispositions	187	60	0	247
		Total Bench Trial Dispositions	0	0	0	0
			Total Jury Trial Dispositions	0	0	0
	Storey County District Court	New Filings (cases)	0	0	1	1
		Reopened (cases)	0	0	0	0
		Charges	0	0	0	0
		Grand Total Dispositions	0	0	0	0
		Total Non-Trial Dispositions	0	0	0	0
Total Bench Trial Dispositions		0	0	0	0	
		Total Jury Trial Dispositions	0	0	0	
2nd Judicial District	Washoe County District Court	New Filings (cases)	1,415	279	8	1,702
		Reopened (cases)	507	59	0	566
		Charges	2,014	397	0	2,411
		Grand Total Dispositions	1,260	290	0	1,550
		Total Non-Trial Dispositions	1,241	290	0	1,531
		Total Bench Trial Dispositions	1	0	0	1
		Total Jury Trial Dispositions	18	0	18	
3rd Judicial District	Lyon County District Court	New Filings (cases)	141	40	1	182
		Reopened (cases)	51	20	0	71
		Charges	196	50	0	246
		Grand Total Dispositions	163	49	4	216
		Total Non-Trial Dispositions	161	49	4	214
		Total Bench Trial Dispositions	0	0	0	0
		Total Jury Trial Dispositions	2	0	2	
4th Judicial District	Elko County District Court	New Filings (cases)	217	111	13	341
		Reopened (cases)	94	49	0	143
		Charges	350	140	0	490
		Grand Total Dispositions	328	173	11	512
		Total Non-Trial Dispositions	313	173	11	497
		Total Bench Trial Dispositions	0	0	0	0
		Total Jury Trial Dispositions	15	0	15	
5th Judicial District	Esmeralda County District Court	New Filings (cases)	4	0	0	4
		Reopened (cases)	0	0	0	0
		Charges	24	0	0	24
		Grand Total Dispositions	1	0	0	1
		Total Non-Trial Dispositions	1	0	0	1
		Total Bench Trial Dispositions	0	0	0	0
			Total Jury Trial Dispositions	0	0	0
	Nye County District Court	New Filings (cases)	201	37	0	238
		Reopened (cases)	24	11	0	35
		Charges	230	38	0	268
		Grand Total Dispositions	91	29	0	120
		Total Non-Trial Dispositions	91	29	0	120
Total Bench Trial Dispositions		0	0	0	0	
		Total Jury Trial Dispositions	0	0	0	
6th Judicial District	Humboldt County District Court	New Filings (cases)	38	7	6	51
		Reopened (cases)	6	0	0	6
		Charges	65	8	0	73
		Grand Total Dispositions	53	4	2	59
		Total Non-Trial Dispositions	53	3	2	58
		Total Bench Trial Dispositions	0	0	0	0
		Total Jury Trial Dispositions	0	1	1	

^a Totals reflect aggregate information from the Nevada District Courts. Information contained herein may reflect non-standard reporting and is noted by subsequent footnotes. Case types determined by the USJR charge hierarchy defined in the Nevada Courts Statistical Reporting Dictionary.

Source: Uniform System for Judicial Records, Nevada AOC, Research and Statistics Unit.

Table B1-1. Criminal Caseload Processed by District Courts in Nevada, Fiscal Year 2022.

District Court, Criminal Caseload, Aggregate (2 of 2)			Felony, Total	Gross Misdemeanor, Total	Criminal Appeal from LJ Courts	Totals
7th Judicial District	Eureka County District Court	New Filings (cases)	4	2	0	6
		Reopened (cases)	1	0	0	1
		Charges	20	3	0	23
		Grand Total Dispositions	5	0	0	5
		Total Non-Trial Dispositions	5	0	0	5
		Total Bench Trial Dispositions	0	0	0	0
	Lincoln County District Court	New Filings (cases)	35	1	0	36
		Reopened (cases)	2	2	0	4
		Charges	48	1	0	49
		Grand Total Dispositions	41	3	0	44
		Total Non-Trial Dispositions	41	3	0	44
		Total Bench Trial Dispositions	0	0	0	0
White Pine County District Court	New Filings (cases)	107	2	1	110	
	Reopened (cases)	26	0	0	26	
	Charges	224	2	0	226	
	Grand Total Dispositions	110	3	0	113	
	Total Non-Trial Dispositions	105	3	0	108	
	Total Bench Trial Dispositions	1	0	0	1	
8th Judicial District	Clark County District Court	New Filings (cases)	6,938	1,502	26	8,466
		Reopened (cases)	3,857	469	1	4,327
		Charges	12,413	1,923	0	14,336
		Grand Total Dispositions	10,700	1,963	39	12,702
		Total Non-Trial Dispositions	10,620	1,960	39	12,619
		Total Bench Trial Dispositions	6	2	0	8
9th Judicial District	Douglas County District Court	New Filings (cases)	197	20	0	217
		Reopened (cases)	110	19	0	129
		Charges	267	32	0	299
		Grand Total Dispositions	221	31	2	254
		Total Non-Trial Dispositions	215	31	2	248
		Total Bench Trial Dispositions	0	0	0	0
10th Judicial District	Churchill County District Court	New Filings (cases)	170	25	1	196
		Reopened (cases)	62	8	0	70
		Charges	257	29	0	286
		Grand Total Dispositions	228	31	1	260
		Total Non-Trial Dispositions	227	31	1	259
		Total Bench Trial Dispositions	0	0	0	0
11th Judicial District	Lander County District Court	New Filings (cases)	7	3	0	10
		Reopened (cases)	6	1	0	7
		Charges	9	3	0	12
		Grand Total Dispositions	14	3	1	18
		Total Non-Trial Dispositions	14	3	1	18
		Total Bench Trial Dispositions	0	0	0	0
	Mineral County District Court	New Filings (cases)	29	8	1	38
		Reopened (cases)	5	1	0	6
		Charges	37	9	0	46
		Grand Total Dispositions	31	8	8	47
		Total Non-Trial Dispositions	31	8	8	47
		Total Bench Trial Dispositions	0	0	0	0
Pershing County District Court	New Filings (cases)	9	6	2	17	
	Reopened (cases)	8	2	1	11	
	Charges	11	7	0	18	
	Grand Total Dispositions ^b	39	4	9	52 ^b	
	Total Non-Trial Dispositions	39	4	9	52	
	Total Bench Trial Dispositions	0	0	0	0	
Total Jury Trial Dispositions	0	0	0	0		

^b Includes administrative case closures.

Source: Uniform System for Judicial Records, Nevada AOC, Research and Statistics Unit.

Table B1-2. Criminal Caseload Processed by District Courts in Nevada, Fiscal Year 2022.

District Court, Criminal Caseload, Felony (1 of 3)			Crimes Against Persons, Felony	Domestic Violence, Felony	Older/Vulnerable Persons Abuse, Felony	Child Abuse & Neglect, Felony	Protection Order Violation, Felony	Crimes Against Property, Felony	Drugs, Felony	Weapons, Felony	Public Order, Felony	Motor Vehicle - DUI, Felony	Motor Vehicle - Reckless, Felony	Motor Vehicle - Other, Felony	Other, Felony	
Totals^a	Nevada District Courts	New Filings (cases)	2,928	162	36	180	16	3,193	1,192	1,099	125	371	156	107	162	
		Reopened (cases)	1,466	91	19	85	10	1,890	618	457	34	38	36	33	62	
		Charges	5,705	415	112	479	16	4,788	1,667	2,069	199	417	221	157	229	
		Grand Total Dispositions	4,234	268	48	271	23	4,694	1,619	1,353	127	370	137	120	208	
		Total Non-Trial Dispositions	4,143	266	48	271	23	4,675	1,612	1,350	127	367	134	120	208	
		Total Bench Trial Dispositions	1	1	0	0	0	4	1	1	0	0	0	0	0	
		Total Jury Trial Dispositions	90	1	0	0	0	15	6	2	0	3	3	0	0	
1st Judicial District	Carson City District Court	New Filings (cases)	37	5	0	7	0	49	71	14	2	16	2	4	8	
		Reopened (cases)	14	1	0	3	0	29	25	2	0	3	0	0	3	
		Charges	67	9	0	10	0	70	91	26	2	17	3	5	9	
		Grand Total Dispositions	24	4	0	4	0	53	60	16	1	13	1	2	9	
		Total Non-Trial Dispositions	24	4	0	4	0	53	60	16	1	13	1	2	9	
		Total Bench Trial Dispositions	0	0	0	0	0	0	0	0	0	0	0	0	0	
	Storey County District Court	New Filings (cases)	0	0	0	0	0	0	0	0	0	0	0	0	0	0
		Reopened (cases)	0	0	0	0	0	0	0	0	0	0	0	0	0	
		Charges	0	0	0	0	0	0	0	0	0	0	0	0	0	
		Grand Total Dispositions	0	0	0	0	0	0	0	0	0	0	0	0	0	
		Total Non-Trial Dispositions	0	0	0	0	0	0	0	0	0	0	0	0	0	
		Total Bench Trial Dispositions	0	0	0	0	0	0	0	0	0	0	0	0	0	
	2nd Judicial District	Washoe County District Court	New Filings (cases)	318	40	2	27	3	469	256	110	7	102	10	23	48
			Reopened (cases)	85	3	1	4	1	245	104	21	6	9	2	11	15
Charges			502	62	2	37	3	617	355	182	31	116	11	33	63	
Grand Total Dispositions			230	36	2	22	1	506	218	83	7	82	7	25	41	
Total Non-Trial Dispositions			217	35	2	22	1	505	216	82	7	81	7	25	41	
Total Bench Trial Dispositions			0	0	0	0	0	0	1	0	0	0	0	0	0	
3rd Judicial District	Lyon County District Court	New Filings (cases)	27	3	0	0	4	39	32	14	0	13	1	2	6	
		Reopened (cases)	6	1	0	0	0	20	11	8	0	3	1	1	0	
		Charges	47	3	0	0	4	53	38	26	0	13	3	2	7	
		Grand Total Dispositions	34	3	0	0	2	50	41	19	0	11	2	1	0	
		Total Non-Trial Dispositions	33	3	0	0	2	49	41	19	0	11	2	1	0	
		Total Bench Trial Dispositions	0	0	0	0	0	0	0	0	0	0	0	0	0	
4th Judicial District	Elko County District Court	New Filings (cases)	38	7	2	1	0	68	77	5	1	15	0	1	2	
		Reopened (cases)	11	0	0	1	1	35	40	5	1	0	0	0	0	
		Charges	82	10	3	2	0	99	114	13	2	17	1	2	5	
		Grand Total Dispositions	55	2	0	4	2	110	118	14	1	17	0	2	3	
		Total Non-Trial Dispositions	45	2	0	4	2	108	115	14	1	17	0	2	3	
		Total Bench Trial Dispositions	0	0	0	0	0	0	0	0	0	0	0	0	0	

^a Totals reflect aggregate information from the Nevada District Courts. Information contained herein may reflect non-standard reporting and is noted by subsequent footnotes. Case types determined by the USJR charge hierarchy defined in the Nevada Courts Statistical Reporting Dictionary.

Source: Uniform System for Judicial Records, Nevada AOC, Research and Statistics Unit.

Table B1-2. Criminal Caseload Processed by District Courts in Nevada, Fiscal Year 2022.

District Court, Criminal Caseload, Felony (2 of 3)			Crimes Against Persons, Felony	Domestic Violence, Felony	Older/Vulnerable Persons Abuse, Felony	Child Abuse & Neglect, Felony	Protection Order Violation, Felony	Crimes Against Property, Felony	Drugs, Felony	Weapons, Felony	Public Order, Felony	Motor Vehicle - DUI, Felony	Motor Vehicle - Reckless, Felony	Motor Vehicle - Other, Felony	Other, Felony		
5th Judicial District	Esmeralda County District Court	New Filings (cases)	0	0	0	2	0	2	0	0	0	0	0	0	0	0	
		Reopened (cases)	0	0	0	0	0	0	0	0	0	0	0	0	0	0	0
		Charges	0	0	0	22	0	2	0	0	0	0	0	0	0	0	0
		Grand Total Dispositions	0	0	0	0	0	1	0	0	0	0	0	0	0	0	0
		Total Non-Trial Dispositions	0	0	0	0	0	1	0	0	0	0	0	0	0	0	0
		Total Bench Trial Dispositions	0	0	0	0	0	0	0	0	0	0	0	0	0	0	0
		Total Jury Trial Dispositions	0	0	0	0	0	0	0	0	0	0	0	0	0	0	0
	Nye County District Court	New Filings (cases)	47	8	1	8	0	64	38	18	3	3	0	6	5		
		Reopened (cases)	3	0	0	1	0	6	7	3	0	1	0	1	2		
		Charges	72	10	1	8	0	64	38	19	3	3	0	7	5		
		Grand Total Dispositions	28	2	2	1	0	29	14	3	0	2	1	3	6		
		Total Non-Trial Dispositions	28	2	2	1	0	29	14	3	0	2	1	3	6		
		Total Bench Trial Dispositions	0	0	0	0	0	0	0	0	0	0	0	0	0		
		Total Jury Trial Dispositions	0	0	0	0	0	0	0	0	0	0	0	0	0		
6th Judicial District	Humboldt County District Court	New Filings (cases)	15	0	0	0	2	10	8	0	1	2	0	0	0		
		Reopened (cases)	1	0	0	0	0	2	2	0	0	1	0	0	0		
		Charges	34	0	0	0	2	12	14	0	1	2	0	0	0		
		Grand Total Dispositions	20	0	0	0	0	16	13	0	0	4	0	0	0		
		Total Non-Trial Dispositions	20	0	0	0	0	16	13	0	0	4	0	0	0		
		Total Bench Trial Dispositions	0	0	0	0	0	0	0	0	0	0	0	0	0		
		Total Jury Trial Dispositions	0	0	0	0	0	0	0	0	0	0	0	0	0		
7th Judicial District	Eureka County District Court	New Filings (cases)	2	2	0	0	0	0	0	0	0	0	0	0	0		
		Reopened (cases)	0	0	0	0	0	1	0	0	0	0	0	0	0		
		Charges	10	10	0	0	0	0	0	0	0	0	0	0	0		
		Grand Total Dispositions	1	0	2	1	0	0	0	0	0	0	0	0	1		
		Total Non-Trial Dispositions	1	0	2	1	0	0	0	0	0	0	0	0	1		
		Total Bench Trial Dispositions	0	0	0	0	0	0	0	0	0	0	0	0	0		
		Total Jury Trial Dispositions	0	0	0	0	0	0	0	0	0	0	0	0	0		
	Lincoln County District Court	New Filings (cases)	9	0	1	1	0	8	4	2	0	2	1	2	5		
		Reopened (cases)	0	0	0	0	0	2	0	0	0	0	0	0	0		
		Charges	10	0	1	2	0	16	4	3	0	2	1	2	7		
		Grand Total Dispositions	7	1	0	0	0	9	12	2	0	0	0	1	9		
		Total Non-Trial Dispositions	7	1	0	0	0	9	12	2	0	0	0	1	9		
		Total Bench Trial Dispositions	0	0	0	0	0	0	0	0	0	0	0	0	0		
		Total Jury Trial Dispositions	0	0	0	0	0	0	0	0	0	0	0	0	0		
White Pine County District Court	New Filings (cases)	31	2	0	5	0	7	33	18	0	2	2	1	6			
	Reopened (cases)	3	0	0	0	0	3	15	1	2	0	0	0	2			
	Charges	70	7	0	5	0	22	79	27	0	2	3	1	8			
	Grand Total Dispositions	30	4	0	2	0	11	39	12	0	3	1	2	6			
	Total Non-Trial Dispositions	27	4	0	2	0	11	39	11	0	2	1	2	6			
	Total Bench Trial Dispositions	0	0	0	0	0	0	0	1	0	0	0	0	0			
	Total Jury Trial Dispositions	3	0	0	0	0	0	0	0	0	1	0	0	0			

Source: Uniform System for Judicial Records, Nevada AOC, Research and Statistics Unit.

Table B1-2. Criminal Caseload Processed by District Courts in Nevada, Fiscal Year 2022.

District Court, Criminal Caseload, Felony (3 of 3)				Crimes Against Persons, Felony	Domestic Violence, Felony	Older/Vulnerable Persons Abuse, Felony	Child Abuse & Neglect, Felony	Protection Order Violation, Felony	Crimes Against Property, Felony	Drugs, Felony	Weapons, Felony	Public Order, Felony	Motor Vehicle - DUI, Felony	Motor Vehicle - Reckless, Felony	Motor Vehicle - Other, Felony	Other, Felony
8th Judicial District	Clark County District Court	New Filings (cases)	2,339	92	28	120	6	2,390	504	904	109	191	138	57	60	
		Reopened (cases)	1,306	86	16	76	8	1,499	331	411	25	12	33	19	35	
		Charges	4,705	293	99	376	6	3,698	722	1,756	154	220	196	92	96	
		Grand Total Dispositions	3,725	212	39	235	17	3,779	887	1,183	117	205	123	77	101	
		Total Non-Trial Dispositions	3,663	211	39	235	17	3,765	887	1,182	117	205	121	77	101	
		Total Bench Trial Dispositions	1	1	0	0	0	4	0	0	0	0	0	0	0	
		Total Jury Trial Dispositions	61	0	0	0	0	10	0	1	0	0	2	0	0	
9th Judicial District	Douglas County District Court	New Filings (cases)	26	1	2	4	1	50	86	4	1	15	1	5	1	
		Reopened (cases)	22	0	0	0	0	30	45	4	0	7	0	1	1	
		Charges	40	5	6	8	1	61	111	5	5	15	2	6	2	
		Grand Total Dispositions	41	2	1	2	1	61	86	7	0	16	1	2	1	
		Total Non-Trial Dispositions	40	2	1	2	1	60	84	7	0	15	0	2	1	
		Total Bench Trial Dispositions	0	0	0	0	0	0	0	0	0	0	0	0	0	
		Total Jury Trial Dispositions	1	0	0	0	0	1	2	0	0	1	1	0	0	
10th Judicial District	Churchill County District Court	New Filings (cases)	32	1	0	2	0	29	63	7	1	10	0	4	21	
		Reopened (cases)	13	0	1	0	0	15	27	1	0	2	0	0	3	
		Charges	58	4	0	5	0	63	76	8	1	10	0	5	27	
		Grand Total Dispositions	33	1	1	0	0	53	85	8	1	13	0	4	29	
		Total Non-Trial Dispositions	32	1	1	0	0	53	85	8	1	13	0	4	29	
		Total Bench Trial Dispositions	0	0	0	0	0	0	0	0	0	0	0	0	0	
		Total Jury Trial Dispositions	1	0	0	0	0	0	0	0	0	0	0	0		
11th Judicial District	Lander County District Court	New Filings (cases)	1	0	0	0	0	0	6	0	0	0	0	0	0	
		Reopened (cases)	0	0	0	0	0	2	3	1	0	0	0	0	0	
		Charges	2	0	0	0	0	0	6	1	0	0	0	0	0	
		Grand Total Dispositions	1	0	0	0	0	4	6	2	0	1	0	0	0	
		Total Non-Trial Dispositions	1	0	0	0	0	4	6	2	0	1	0	0	0	
		Total Bench Trial Dispositions	0	0	0	0	0	0	0	0	0	0	0	0	0	
			Total Jury Trial Dispositions	0	0	0	0	0	0	0	0	0	0	0	0	
	Mineral County District Court	New Filings (cases)	3	0	0	2	0	6	13	3	0	0	1	1	0	
		Reopened (cases)	0	0	0	0	0	0	5	0	0	0	0	0	0	
		Charges	3	1	0	3	0	8	17	3	0	0	1	1	0	
		Grand Total Dispositions	1	0	0	0	0	7	16	4	0	1	1	1	0	
		Total Non-Trial Dispositions	1	0	0	0	0	7	16	4	0	1	1	1	0	
		Total Bench Trial Dispositions	0	0	0	0	0	0	0	0	0	0	0	0	0	
			Total Jury Trial Dispositions	0	0	0	0	0	0	0	0	0	0	0	0	
	Pershing County District Court	New Filings (cases)	3	1	0	1	0	2	1	0	0	0	0	0	1	0
Reopened (cases)		2	0	1	0	0	1	3	0	0	0	0	0	1		
Charges		3	1	0	1	0	3	2	0	0	0	0	1	0		
Grand Total Dispositions^b		4	1	1	0	0	5	24	0	0	2	0	0	2		
Total Non-Trial Dispositions		4	1	1	0	0	5	24	0	0	2	0	0	2		
Total Bench Trial Dispositions		0	0	0	0	0	0	0	0	0	0	0	0	0		
		Total Jury Trial Dispositions	0	0	0	0	0	0	0	0	0	0	0	0		

^b Includes administrative case closures.

Source: Uniform System for Judicial Records, Nevada AOC, Research and Statistics Unit.

Table B1-2. Criminal Caseload Processed by District Courts in Nevada, Fiscal Year 2022.

District Court, Criminal Caseload, Gross Misdemeanor (1 of 3)			Crimes Against Persons, Gross Misdemeanor	Domestic Violence, Gross Misdemeanor	Older/Vulnerable Persons Abuse, Gross Misdemeanor	Child Abuse & Neglect, Gross Misdemeanor	Protection Order Violation, Gross Misdemeanor	Crimes Against Property, Gross Misdemeanor	Drugs, Gross Misdemeanor	Weapons, Gross Misdemeanor	Public Order, Gross Misdemeanor	Motor Vehicle - Other, Gross Misdemeanor	Other, Gross Misdemeanor	Criminal Appeal from Limited Jurisdiction Courts	
Totals^a	Nevada District Courts	New Filings (cases)	519	19	8	227	20	708	74	193	49	4	272	67	
		Reopened (cases)	176	4	1	72	7	262	40	48	5	4	45	2	
		Charges	691	39	10	259	36	877	92	314	59	5	332	0	
		Grand Total Dispositions	673	19	8	295	18	920	124	251	32	7	304	77	
		Total Non-Trial Dispositions	672	19	8	295	18	919	124	251	32	7	302	77	
		Total Bench Trial Dispositions	0	0	0	0	0	1	0	0	0	0	1	0	
		Total Jury Trial Dispositions	1	0	0	0	0	0	0	0	0	0	0	1	0
1st Judicial District	Carson City District Court	New Filings (cases)	11	1	0	6	1	16	2	6	1	0	6	7	
		Reopened (cases)	4	0	0	4	0	9	2	2	0	0	2	0	
		Charges	16	1	0	14	1	21	4	8	1	0	6	0	
		Grand Total Dispositions	12	0	0	8	1	23	2	7	0	1	6	0	
		Total Non-Trial Dispositions	12	0	0	8	1	23	2	7	0	1	6	0	
		Total Bench Trial Dispositions	0	0	0	0	0	0	0	0	0	0	0	0	
		Total Jury Trial Dispositions	0	0	0	0	0	0	0	0	0	0	0	0	
	Storey County District Court	New Filings (cases)	0	0	0	0	0	0	0	0	0	0	0	0	1
		Reopened (cases)	0	0	0	0	0	0	0	0	0	0	0	0	
		Charges	0	0	0	0	0	0	0	0	0	0	0	0	
		Grand Total Dispositions	0	0	0	0	0	0	0	0	0	0	0	0	
		Total Non-Trial Dispositions	0	0	0	0	0	0	0	0	0	0	0	0	
		Total Bench Trial Dispositions	0	0	0	0	0	0	0	0	0	0	0	0	
		Total Jury Trial Dispositions	0	0	0	0	0	0	0	0	0	0	0	0	
2nd Judicial District	Washoe County District Court	New Filings (cases)	66	5	1	18	3	117	6	22	4	0	37	8	
		Reopened (cases)	11	0	0	2	1	35	4	3	1	0	2	0	
		Charges	121	9	1	20	6	139	13	35	5	0	48	0	
		Grand Total Dispositions	63	2	1	16	3	134	12	26	1	0	32	0	
		Total Non-Trial Dispositions	63	2	1	16	3	134	12	26	1	0	32	0	
		Total Bench Trial Dispositions	0	0	0	0	0	0	0	0	0	0	0	0	
		Total Jury Trial Dispositions	0	0	0	0	0	0	0	0	0	0	0	0	
3rd Judicial District	Lyon County District Court	New Filings (cases)	8	0	1	2	8	16	2	2	0	0	1	1	
		Reopened (cases)	8	0	0	0	1	10	0	0	0	1	0	0	
		Charges	11	0	1	2	8	20	4	2	0	0	2	0	
		Grand Total Dispositions	17	0	1	3	5	19	2	1	0	0	1	4	
		Total Non-Trial Dispositions	17	0	1	3	5	19	2	1	0	0	1	4	
		Total Bench Trial Dispositions	0	0	0	0	0	0	0	0	0	0	0	0	
		Total Jury Trial Dispositions	0	0	0	0	0	0	0	0	0	0	0	0	
4th Judicial District	Elko County District Court	New Filings (cases)	17	0	0	4	3	17	54	4	1	2	9	13	
		Reopened (cases)	4	0	0	1	0	10	31	2	0	1	0	0	
		Charges	22	0	0	6	3	28	57	7	1	2	14	0	
		Grand Total Dispositions	30	0	0	9	3	22	93	7	1	3	5	11	
		Total Non-Trial Dispositions	30	0	0	9	3	22	93	7	1	3	5	11	
		Total Bench Trial Dispositions	0	0	0	0	0	0	0	0	0	0	0	0	
		Total Jury Trial Dispositions	0	0	0	0	0	0	0	0	0	0	0	0	

^a Totals reflect aggregate information from the Nevada District Courts. Information contained herein may reflect non-standard reporting and is noted by subsequent footnotes. Case types determined by the USJR charge hierarchy defined in the Nevada Courts Statistical Reporting Dictionary.

Source: Uniform System for Judicial Records, Nevada AOC, Research and Statistics Unit.

Table B1-2. Criminal Caseload Processed by District Courts in Nevada, Fiscal Year 2022.

District Court, Criminal Caseload, Gross Misdemeanor (2 of 3)			Crimes Against Persons, Gross Misdemeanor	Domestic Violence, Gross Misdemeanor	Older/Vulnerable Persons Abuse, Gross Misdemeanor	Child Abuse & Neglect, Gross Misdemeanor	Protection Order Violation, Gross Misdemeanor	Crimes Against Property, Gross Misdemeanor	Drugs, Gross Misdemeanor	Weapons, Gross Misdemeanor	Public Order, Gross Misdemeanor	Motor Vehicle - Other, Gross Misdemeanor	Other, Gross Misdemeanor	Criminal Appeal from Limited Jurisdiction Courts	
5th Judicial District	Esmeralda County District Court	New Filings (cases)	0	0	0	0	0	0	0	0	0	0	0	0	
		Reopened (cases)	0	0	0	0	0	0	0	0	0	0	0	0	0
		Charges	0	0	0	0	0	0	0	0	0	0	0	0	0
		Grand Total Dispositions	0	0	0	0	0	0	0	0	0	0	0	0	0
		Total Non-Trial Dispositions	0	0	0	0	0	0	0	0	0	0	0	0	0
		Total Bench Trial Dispositions	0	0	0	0	0	0	0	0	0	0	0	0	0
	Total Jury Trial Dispositions	0	0	0	0	0	0	0	0	0	0	0	0	0	
	Nye County District Court	New Filings (cases)	8	1	3	8	1	11	1	1	0	0	3	0	0
		Reopened (cases)	0	0	1	1	0	7	0	0	0	1	1	0	0
		Charges	8	1	3	8	1	11	1	2	0	0	3	0	0
		Grand Total Dispositions	2	2	1	5	0	14	0	2	0	0	3	0	0
		Total Non-Trial Dispositions	2	2	1	5	0	14	0	2	0	0	3	0	0
		Total Bench Trial Dispositions	0	0	0	0	0	0	0	0	0	0	0	0	0
	Total Jury Trial Dispositions	0	0	0	0	0	0	0	0	0	0	0	0	0	
6th Judicial District	Humboldt County District Court	New Filings (cases)	3	0	0	0	2	2	0	0	0	0	0	6	
		Reopened (cases)	0	0	0	0	0	0	0	0	0	0	0	0	
		Charges	4	0	0	0	2	2	0	0	0	0	0	0	0
		Grand Total Dispositions	4	0	0	0	0	0	0	0	0	0	0	2	
		Total Non-Trial Dispositions	3	0	0	0	0	0	0	0	0	0	0	2	
		Total Bench Trial Dispositions	0	0	0	0	0	0	0	0	0	0	0	0	
Total Jury Trial Dispositions	1	0	0	0	0	0	0	0	0	0	0	0			
7th Judicial District	Eureka County District Court	New Filings (cases)	0	0	0	0	0	0	0	0	0	1	1	0	
		Reopened (cases)	0	0	0	0	0	0	0	0	0	0	0	0	
		Charges	0	0	0	0	0	0	0	0	0	2	1	0	
		Grand Total Dispositions	0	0	0	0	0	0	0	0	0	0	0	0	
		Total Non-Trial Dispositions	0	0	0	0	0	0	0	0	0	0	0	0	
		Total Bench Trial Dispositions	0	0	0	0	0	0	0	0	0	0	0	0	
	Total Jury Trial Dispositions	0	0	0	0	0	0	0	0	0	0	0	0		
	Lincoln County District Court	New Filings (cases)	0	0	0	1	0	0	0	0	0	0	0	0	
		Reopened (cases)	0	0	0	0	0	2	0	0	0	0	0	0	
		Charges	0	0	0	1	0	0	0	0	0	0	0	0	
		Grand Total Dispositions	1	0	0	0	0	0	0	0	0	0	2	0	
		Total Non-Trial Dispositions	1	0	0	0	0	0	0	0	0	0	2	0	
		Total Bench Trial Dispositions	0	0	0	0	0	0	0	0	0	0	0	0	
	Total Jury Trial Dispositions	0	0	0	0	0	0	0	0	0	0	0	0		
	White Pine County District Court	New Filings (cases)	0	0	0	0	0	0	1	0	0	0	1	1	
Reopened (cases)		0	0	0	0	0	0	0	0	0	0	0	0		
Charges		0	0	0	0	0	0	1	0	0	0	1	0		
Grand Total Dispositions		1	0	0	1	0	0	0	0	0	0	1	0		
Total Non-Trial Dispositions		1	0	0	1	0	0	0	0	0	0	1	0		
Total Bench Trial Dispositions		0	0	0	0	0	0	0	0	0	0	0	0		
Total Jury Trial Dispositions	0	0	0	0	0	0	0	0	0	0	0	0			

Source: Uniform System for Judicial Records, Nevada AOC, Research and Statistics Unit.

Table B1-2. Criminal Caseload Processed by District Courts in Nevada, Fiscal Year 2022.

District Court, Criminal Caseload, Gross Misdemeanor (3 of 3)				Crimes Against Persons, Gross Misdemeanor	Domestic Violence, Gross Misdemeanor	Older/Vulnerable Persons Abuse, Gross Misdemeanor	Child Abuse & Neglect, Gross Misdemeanor	Protection Order Violation, Gross Misdemeanor	Crimes Against Property, Gross Misdemeanor	Drugs, Gross Misdemeanor	Weapons, Gross Misdemeanor	Public Order, Gross Misdemeanor	Motor Vehicle - Other, Gross Misdemeanor	Other, Gross Misdemeanor	Criminal Appeal from Limited Jurisdiction Courts
8th Judicial District	Clark County District Court	New Filings (cases)	391	12	2	185	2	504	3	155	43	1	204	26	
		Reopened (cases)	142	4	0	59	5	179	0	41	3	0	36	1	
		Charges	492	28	4	203	15	623	4	256	52	1	245	0	
		Grand Total Dispositions	522	15	3	242	5	685	4	206	30	3	248	39	
		Total Non-Trial Dispositions	522	15	3	242	5	684	4	206	30	3	246	39	
		Total Bench Trial Dispositions	0	0	0	0	0	1	0	0	0	0	1	0	
Total Jury Trial Dispositions	0	0	0	0	0	0	0	0	0	0	0	1	0		
9th Judicial District	Douglas County District Court	New Filings (cases)	4	0	0	2	0	8	1	1	0	0	4	0	
		Reopened (cases)	5	0	0	5	0	4	2	0	1	1	1	0	
		Charges	5	0	0	4	0	11	4	2	0	0	6	0	
		Grand Total Dispositions	8	0	0	9	1	7	4	0	0	0	2	2	
		Total Non-Trial Dispositions	8	0	0	9	1	7	4	0	0	0	2	2	
		Total Bench Trial Dispositions	0	0	0	0	0	0	0	0	0	0	0	0	
Total Jury Trial Dispositions	0	0	0	0	0	0	0	0	0	0	0	0			
10th Judicial District	Churchill County District Court	New Filings (cases)	7	0	0	1	0	12	2	1	0	0	2	1	
		Reopened (cases)	2	0	0	0	0	3	1	0	0	0	2	0	
		Charges	7	0	0	1	0	16	2	1	0	0	2	0	
		Grand Total Dispositions	10	0	0	1	0	12	4	2	0	0	2	1	
		Total Non-Trial Dispositions	10	0	0	1	0	12	4	2	0	0	2	1	
		Total Bench Trial Dispositions	0	0	0	0	0	0	0	0	0	0	0	0	
Total Jury Trial Dispositions	0	0	0	0	0	0	0	0	0	0	0	0			
11th Judicial District	Lander County District Court	New Filings (cases)	0	0	0	0	0	1	1	0	0	0	1	0	
		Reopened (cases)	0	0	0	0	0	0	0	0	0	0	1	0	
		Charges	0	0	0	0	0	1	1	0	0	0	1	0	
		Grand Total Dispositions	1	0	0	0	0	1	0	0	0	0	1	1	
		Total Non-Trial Dispositions	1	0	0	0	0	1	0	0	0	0	1	1	
		Total Bench Trial Dispositions	0	0	0	0	0	0	0	0	0	0	0	0	
	Total Jury Trial Dispositions	0	0	0	0	0	0	0	0	0	0	0	0		
	Mineral County District Court	New Filings (cases)	1	0	1	0	0	3	1	0	0	0	0	2	1
		Reopened (cases)	0	0	0	0	0	1	0	0	0	0	0	0	
		Charges	2	0	1	0	0	3	1	0	0	0	2	0	
		Grand Total Dispositions	1	0	2	0	0	1	3	0	0	0	1	8	
		Total Non-Trial Dispositions	1	0	2	0	0	1	3	0	0	0	1	8	
		Total Bench Trial Dispositions	0	0	0	0	0	0	0	0	0	0	0	0	
	Total Jury Trial Dispositions	0	0	0	0	0	0	0	0	0	0	0	0		
	Pershing County District Court	New Filings (cases)	3	0	0	0	0	1	0	1	0	0	0	1	2
Reopened (cases)		0	0	0	0	0	2	0	0	0	0	0	1		
Charges		3	0	0	0	0	2	0	1	0	0	1	0		
Grand Total Dispositions^b		1	0	0	1	0	2	0	0	0	0	0	9^b		
Total Non-Trial Dispositions		1	0	0	1	0	2	0	0	0	0	0	9		
Total Bench Trial Dispositions		0	0	0	0	0	0	0	0	0	0	0	0		
Total Jury Trial Dispositions	0	0	0	0	0	0	0	0	0	0	0	0			

^b Includes administrative case closures.

Source: Uniform System for Judicial Records, Nevada AOC, Research and Statistics Unit.

Table B2-1. Civil Caseload Processed by District Courts in Nevada, Fiscal Year 2022.

District Court, Civil Caseload, Aggregate (1 of 2)			Real Property	Tort	Probate	Construction Defect	Contract	Judicial Review/ Appeal	Civil Writ	Other Civil	Totals
Totals^a	Nevada District Courts	New Filings (cases)	1,355	7,749	7,215	42	2,740	2,441	568	5,690	27,800
		Reopened (cases)	152	714	679	1	325	173	50	671	2,765
		Grand Total Dispositions	1,443	10,793	5,611	26	4,020	2,414	633	6,792	31,732
		Total Non-Trial Dispositions	1,397	10,595	5,608	23	3,964	2,413	632	6,761	31,393
		Total Bench Trial Dispositions	37	28	3	2	54	1	1	22	148
		Total Jury Trial Dispositions	9	170	0	1	2	0	0	9	191
1st Judicial District	Carson City District Court	New Filings (cases)	7	66	153	1	25	60	5	82	399
		Reopened (cases)	1	6	111	0	5	3	2	12	140
		Grand Total Dispositions	10	61	255	0	34	64	11	80	515
		Total Non-Trial Dispositions	9	59	254	0	34	64	11	80	511
		Total Bench Trial Dispositions	1	2	1	0	0	0	0	0	4
	Total Jury Trial Dispositions	0	0	0	0	0	0	0	0	0	
	Storey County District Court	New Filings (cases)	5	1	16	0	5	2	0	3	32
		Reopened (cases)	0	1	1	0	0	0	0	0	2
		Grand Total Dispositions	5	4	8	0	4	2	0	2	25
		Total Non-Trial Dispositions	5	4	8	0	4	2	0	2	25
Total Bench Trial Dispositions		0	0	0	0	0	0	0	0	0	
Total Jury Trial Dispositions	0	0	0	0	0	0	0	0	0		
2nd Judicial District	Washoe County District Court	New Filings (cases)	42	381	938	4	160	295	14	1,118	2,952
		Reopened (cases)	4	30	7	0	63	16	1	170	291
		Grand Total Dispositions	50	477	1,111	1	181	165	8	1,101	3,094
		Total Non-Trial Dispositions	50	473	1,111	1	181	165	8	1,098	3,087
		Total Bench Trial Dispositions	0	0	0	0	0	0	0	1	1
Total Jury Trial Dispositions	0	4	0	0	0	0	0	2	6		
3rd Judicial District	Lyon County District Court	New Filings (cases)	23	20	201	0	19	14	3	34	314
		Reopened (cases)	2	0	13	0	0	1	1	2	19
		Grand Total Dispositions	26	15	187	0	23	13	6	31	301
		Total Non-Trial Dispositions	25	15	187	0	23	13	6	31	300
		Total Bench Trial Dispositions	0	0	0	0	0	0	0	0	0
Total Jury Trial Dispositions	1	0	0	0	0	0	0	0	1		
4th Judicial District	Elko County District Court	New Filings (cases)	10	27	197	1	28	25	12	30	330
		Reopened (cases)	0	0	91	0	0	0	2	3	96
		Grand Total Dispositions	8	30	287	1	31	22	19	27	425
		Total Non-Trial Dispositions	8	30	287	1	31	22	19	27	425
		Total Bench Trial Dispositions	0	0	0	0	0	0	0	0	0
Total Jury Trial Dispositions	0	0	0	0	0	0	0	0	0		
5th Judicial District	Esmeralda County District Court	New Filings (cases)	3	1	13	0	0	0	2	4	23
		Reopened (cases)	0	0	0	0	0	0	0	0	0
		Grand Total Dispositions	0	0	1	0	0	0	4	1	6
		Total Non-Trial Dispositions	0	0	1	0	0	0	4	1	6
		Total Bench Trial Dispositions	0	0	0	0	0	0	0	0	0
	Total Jury Trial Dispositions	0	0	0	0	0	0	0	0	0	
	Nye County District Court	New Filings (cases)	30	39	346	2	39	15	5	43	519
		Reopened (cases)	0	0	100	0	1	0	0	4	105
		Grand Total Dispositions	17	29	282	0	32	9	5	28	402
		Total Non-Trial Dispositions	17	27	282	0	32	9	5	27	399
Total Bench Trial Dispositions		0	1	0	0	0	0	0	1	2	
Total Jury Trial Dispositions	0	1	0	0	0	0	0	0	1		
6th Judicial District	Humboldt County District Court	New Filings (cases)	16	5	68	0	13	19	7	21	149
		Reopened (cases)	1	0	0	0	1	0	0	0	2
		Grand Total Dispositions	13	5	66	0	15	11	7	21	138
		Total Non-Trial Dispositions	13	5	66	0	14	11	6	19	134
		Total Bench Trial Dispositions	0	0	0	0	1	0	1	2	4
Total Jury Trial Dispositions	0	0	0	0	0	0	0	0	0		

^a Totals reflect aggregate information from the Nevada District Courts. Information contained herein may reflect non-standard reporting and is noted by subsequent footnotes.

Source: Uniform System for Judicial Records, Nevada AOC, Research and Statistics Unit.

Table B2-1. Civil Caseload Processed by District Courts in Nevada, Fiscal Year 2022.

District Court, Civil Caseload, Aggregate (2 of 2)				Real Property	Tort	Probate	Construction Defect	Contract	Judicial Review/ Appeal	Civil Writ	Other Civil	Totals	
7th Judicial District	Eureka County District Court	New Filings (cases)	1	4	10	0	0	0	0	0	2	17	
		Reopened (cases)	0	0	0	0	0	0	0	0	0	0	
		Grand Total Dispositions	0	1	9	0	0	0	0	0	0	5	15
		Total Non-Trial Dispositions	0	1	9	0	0	0	0	0	0	0	15
		Total Bench Trial Dispositions	0	0	0	0	0	0	0	0	0	0	0
		Total Jury Trial Dispositions	0	0	0	0	0	0	0	0	0	0	0
	Lincoln County District Court	New Filings (cases)	6	1	11	0	1	0	0	0	3	22	
		Reopened (cases)	0	0	1	0	0	0	0	0	0	1	
		Grand Total Dispositions	1	1	8	0	0	1	2	2	2	15	
		Total Non-Trial Dispositions	1	1	8	0	0	1	2	2	2	15	
		Total Bench Trial Dispositions	0	0	0	0	0	0	0	0	0	0	
		Total Jury Trial Dispositions	0	0	0	0	0	0	0	0	0	0	
	White Pine County District Court	New Filings (cases)	8	5	38	0	2	6	10	13	82		
		Reopened (cases)	0	0	3	0	0	0	0	0	3		
		Grand Total Dispositions	12	8	39	0	5	5	17	15	101		
Total Non-Trial Dispositions		12	8	39	0	5	5	17	15	101			
Total Bench Trial Dispositions		0	0	0	0	0	0	0	0	0			
Total Jury Trial Dispositions		0	0	0	0	0	0	0	0	0			
8th Judicial District	Clark County District Court	New Filings (cases)	1,162	7,155	4,896	33	2,392	1,956	487	4,219	22,300		
		Reopened (cases)	131	673	123	1	250	152	44	470	1,844		
		Grand Total Dispositions	1,258	10,105	2,878	24	3,611	2,072	526	5,351	25,825		
		Total Non-Trial Dispositions	1,215	9,915	2,877	21	3,557	2,071	526	5,328	25,510		
		Total Bench Trial Dispositions	35	25	1	2	52	1	0	18	134		
		Total Jury Trial Dispositions	8	165	0	1	2	0	0	5	181		
9th Judicial District	Douglas County District Court	New Filings (cases)	20	33	165	1	40	21	1	38	319		
		Reopened (cases)	12	3	139	0	4	1	0	4	163		
		Grand Total Dispositions	29	38	268	0	70	18	1	53	477		
		Total Non-Trial Dispositions	29	38	267	0	70	18	1	52	475		
		Total Bench Trial Dispositions	0	0	1	0	0	0	0	0	1		
		Total Jury Trial Dispositions	0	0	0	0	0	0	0	1	1		
10th Judicial District	Churchill County District Court	New Filings (cases)	11	6	72	0	11	22	1	34	157		
		Reopened (cases)	0	1	82	0	0	0	0	1	84		
		Grand Total Dispositions	11	13	146	0	9	25	1	15	220		
		Total Non-Trial Dispositions	10	13	146	0	8	25	1	15	218		
		Total Bench Trial Dispositions	1	0	0	0	1	0	0	0	2		
		Total Jury Trial Dispositions	0	0	0	0	0	0	0	0	0		
11th Judicial District	Lander County District Court	New Filings (cases)	2	1	37	0	4	1	0	7	52		
		Reopened (cases)	1	0	2	0	0	0	0	1	4		
		Grand Total Dispositions	1	1	21	0	3	0	0	6	32		
		Total Non-Trial Dispositions	1	1	21	0	3	0	0	6	32		
		Total Bench Trial Dispositions	0	0	0	0	0	0	0	0	0		
		Total Jury Trial Dispositions	0	0	0	0	0	0	0	0	0		
	Mineral County District Court	New Filings (cases)	4	1	23	0	0	2	0	19	49		
		Reopened (cases)	0	0	1	0	1	0	0	0	2		
		Grand Total Dispositions	0	0	16	0	0	3	0	14	33		
		Total Non-Trial Dispositions	0	0	16	0	0	3	0	14	33		
		Total Bench Trial Dispositions	0	0	0	0	0	0	0	0	0		
		Total Jury Trial Dispositions	0	0	0	0	0	0	0	0	0		
	Pershing County District Court	New Filings (cases)	5	3	31	0	1	3	21	20	84		
		Reopened (cases)	0	0	5	0	0	0	0	4	9		
		Grand Total Dispositions	2	5	29	0	2	4	26	40	108		
Total Non-Trial Dispositions		2	5	29	0	2	4	26	39	107			
Total Bench Trial Dispositions		0	0	0	0	0	0	0	0	0			
Total Jury Trial Dispositions		0	0	0	0	0	0	0	1	1			

Source: Uniform System for Judicial Records, Nevada AOC, Research and Statistics Unit.

Table B2-2. Civil Caseload Processed by District Courts in Nevada, Fiscal Year 2022.

District Court Civil Caseload, Real Property and Tort (1 of 3)			Real Property						Tort												
			Unlawful Detainer	Other Landlord/Tenant	Judicial Foreclosure	Other Title to Property	Condemnation/Eminent Domain	Other Real Property	Auto Negligence	Premises Liability	Other Negligence	Medical/Dental	Legal	Accounting	Other Malpractice	Product Liability	Intentional Misconduct	Employment Tort	Insurance Tort	Other Tort	
Totals^a	Nevada District Courts	New Filings (cases)	23	94	168	759	1	310	5,142	1,241	464	155	24	11	3	48	165	119	120	257	
		Reopened (cases)	3	15	7	78	5	44	385	111	51	27	8	0	0	7	34	10	47	34	
		Grand Total Dispositions	34	151	133	766	16	343	7,298	1,656	589	247	31	5	3	78	257	114	138	377	
		Total Non-Trial Dispositions	34	147	130	736	14	336	7,170	1,638	577	233	31	5	3	77	243	114	136	368	
		Total Bench Trial Dispositions	0	4	2	25	0	6	12	2	4	0	0	0	0	0	8	0	0	2	
Total Jury Trial Dispositions	0	0	1	5	2	1	116	16	8	14	0	0	0	1	6	0	2	7			
1st Judicial District	Carson City District Court	New Filings (cases)	0	1	1	1	0	4	45	9	2	1	0	0	0	0	1	1	1	6	
		Reopened (cases)	0	1	0	0	0	0	0	2	0	1	0	0	0	0	2	1	0	0	
		Grand Total Dispositions	0	2	0	3	0	5	40	7	3	2	0	0	1	0	3	0	1	4	
		Total Non-Trial Dispositions	0	2	0	2	0	5	38	7	3	2	0	0	1	0	3	0	1	4	
		Total Bench Trial Dispositions	0	0	0	1	0	0	2	0	0	0	0	0	0	0	0	0	0	0	
	Total Jury Trial Dispositions	0	0	0	0	0	0	0	0	0	0	0	0	0	0	0	0	0	0		
	Storey County District Court	New Filings (cases)	0	0	1	2	0	2	0	1	0	0	0	0	0	0	0	0	0	0	
		Reopened (cases)	0	0	0	0	0	0	0	0	0	0	0	0	0	0	0	0	0	1	
		Grand Total Dispositions	0	0	1	3	0	1	0	0	0	0	0	0	0	0	0	0	1	3	
		Total Non-Trial Dispositions	0	0	1	3	0	1	0	0	0	0	0	0	0	0	0	0	1	3	
Total Bench Trial Dispositions		0	0	0	0	0	0	0	0	0	0	0	0	0	0	0	0	0	0		
Total Jury Trial Dispositions	0	0	0	0	0	0	0	0	0	0	0	0	0	0	0	0	0	0			
2nd Judicial District	Washoe County District Court	New Filings (cases)	1	6	2	33	0	0	249	43	33	5	1	0	0	3	7	6	10	24	
		Reopened (cases)	2	0	0	2	0	0	16	5	3	1	1	0	0	0	2	0	0	2	
		Grand Total Dispositions	0	7	13	30	0	0	313	50	44	10	2	2	0	5	14	3	7	27	
		Total Non-Trial Dispositions	0	7	13	30	0	0	310	50	44	10	2	2	0	4	14	3	7	27	
		Total Bench Trial Dispositions	0	0	0	0	0	0	0	0	0	0	0	0	0	0	0	0	0	0	
Total Jury Trial Dispositions	0	0	0	0	0	0	3	0	0	0	0	0	0	1	0	0	0	0			
3rd Judicial District	Lyon County District Court	New Filings (cases)	0	1	2	10	0	10	12	3	2	0	0	0	0	0	1	1	0	1	
		Reopened (cases)	0	0	0	0	1	1	0	0	0	0	0	0	0	0	0	0	0	0	
		Grand Total Dispositions	0	1	1	9	3	12	5	1	3	0	0	0	0	2	2	0	0	2	
		Total Non-Trial Dispositions	0	1	1	9	3	11	5	1	3	0	0	0	0	2	2	0	0	2	
		Total Bench Trial Dispositions	0	0	0	0	0	0	0	0	0	0	0	0	0	0	0	0	0	0	
Total Jury Trial Dispositions	0	0	0	0	0	1	0	0	0	0	0	0	0	0	0	0	0	0			
4th Judicial District	Elko County District Court	New Filings (cases)	0	0	0	5	0	5	16	3	3	0	0	0	0	0	2	0	3	0	
		Reopened (cases)	0	0	0	0	0	0	0	0	0	0	0	0	0	0	0	0	0	0	
		Grand Total Dispositions	0	0	1	4	0	3	14	8	2	2	0	0	0	0	1	0	2	1	
		Total Non-Trial Dispositions	0	0	1	4	0	3	14	8	2	2	0	0	0	0	1	0	2	1	
		Total Bench Trial Dispositions	0	0	0	0	0	0	0	0	0	0	0	0	0	0	0	0	0	0	
Total Jury Trial Dispositions	0	0	0	0	0	0	0	0	0	0	0	0	0	0	0	0	0	0			

^a Totals reflect aggregate information from the Nevada District Courts. Information contained herein may reflect non-standard reporting and is noted by subsequent footnotes.

Source: Uniform System for Judicial Records, Nevada AOC, Research and Statistics Unit.

Table B2-2. Civil Caseload Processed by District Courts in Nevada, Fiscal Year 2022.

District Court Civil Caseload, Real Property and Tort (2 of 3)				Real Property						Tort													
				Unlawful Detainer	Other Landlord/Tenant	Judicial Foreclosure	Other Title to Property	Condemnation/Eminent Domain	Other Real Property	Auto Negligence	Premises Liability	Other Negligence	Medical/Dental	Legal	Accounting	Other Malpractice	Product Liability	Intentional Misconduct	Employment Tort	Insurance Tort	Other Tort		
5th Judicial District	Esmeralda County District Court	New Filings (cases)	0	0	0	3	0	0	0	0	0	0	0	0	1	0	0	0	0	0	0	0	
		Reopened (cases)	0	0	0	0	0	0	0	0	0	0	0	0	0	0	0	0	0	0	0	0	0
		Grand Total Dispositions	0	0	0	0	0	0	0	0	0	0	0	0	0	0	0	0	0	0	0	0	0
		Total Non-Trial Dispositions	0	0	0	0	0	0	0	0	0	0	0	0	0	0	0	0	0	0	0	0	0
		Total Bench Trial Dispositions	0	0	0	0	0	0	0	0	0	0	0	0	0	0	0	0	0	0	0	0	0
	Total Jury Trial Dispositions	0	0	0	0	0	0	0	0	0	0	0	0	0	0	0	0	0	0	0	0	0	0
	Nye County District Court	New Filings (cases)	0	0	3	21	0	6	15	6	5	0	0	5	0	2	0	0	1	5			
		Reopened (cases)	0	0	0	0	0	0	0	0	0	0	0	0	0	0	0	0	0	0			
		Grand Total Dispositions	0	0	3	12	0	2	15	1	5	0	0	1	0	0	0	0	0	7			
		Total Non-Trial Dispositions	0	0	3	12	0	2	14	1	4	0	0	1	0	0	0	0	0	7			
Total Bench Trial Dispositions		0	0	0	0	0	0	1	0	0	0	0	0	0	0	0	0	0	0				
Total Jury Trial Dispositions	0	0	0	0	0	0	0	0	1	0	0	0	0	0	0	0	0	0					
6th Judicial District	Humboldt County District Court	New Filings (cases)	0	0	0	11	0	5	2	0	2	0	0	0	0	0	0	0	1				
		Reopened (cases)	0	0	0	1	0	0	0	0	0	0	0	0	0	0	0	0	0				
		Grand Total Dispositions	0	0	1	10	0	2	4	0	0	0	0	0	0	1	0	0	0				
		Total Non-Trial Dispositions	0	0	1	10	0	2	4	0	0	0	0	0	0	1	0	0	0				
		Total Bench Trial Dispositions	0	0	0	0	0	0	0	0	0	0	0	0	0	0	0	0	0				
Total Jury Trial Dispositions	0	0	0	0	0	0	0	0	0	0	0	0	0	0	0	0	0						
7th Judicial District	Eureka County District Court	New Filings (cases)	0	0	0	0	1	0	1	0	0	0	3	0	0	0	0	0	0				
		Reopened (cases)	0	0	0	0	0	0	0	0	0	0	0	0	0	0	0	0	0				
		Grand Total Dispositions	0	0	0	0	0	0	0	0	0	0	1	0	0	0	0	0	0				
		Total Non-Trial Dispositions	0	0	0	0	0	0	0	0	0	0	1	0	0	0	0	0	0				
		Total Bench Trial Dispositions	0	0	0	0	0	0	0	0	0	0	0	0	0	0	0	0	0				
	Total Jury Trial Dispositions	0	0	0	0	0	0	0	0	0	0	0	0	0	0	0	0	0					
	Lincoln County District Court	New Filings (cases)	0	0	0	3	0	3	1	0	0	0	0	0	0	0	0	0	0				
		Reopened (cases)	0	0	0	0	0	0	0	0	0	0	0	0	0	0	0	0	0				
		Grand Total Dispositions	0	0	0	0	0	1	1	0	0	0	0	0	0	0	0	0	0				
		Total Non-Trial Dispositions	0	0	0	0	0	1	1	0	0	0	0	0	0	0	0	0	0				
Total Bench Trial Dispositions		0	0	0	0	0	0	0	0	0	0	0	0	0	0	0	0	0					
Total Jury Trial Dispositions	0	0	0	0	0	0	0	0	0	0	0	0	0	0	0	0	0						
White Pine County District Court	New Filings (cases)	0	0	0	3	0	5	1	0	2	2	0	0	0	0	0	0	0					
	Reopened (cases)	0	0	0	0	0	0	0	0	0	0	0	0	0	0	0	0	0					
	Grand Total Dispositions	0	0	0	9	0	3	1	0	4	0	0	0	1	1	0	0	1					
	Total Non-Trial Dispositions	0	0	0	9	0	3	1	0	4	0	0	0	1	1	0	0	1					
	Total Bench Trial Dispositions	0	0	0	0	0	0	0	0	0	0	0	0	0	0	0	0	0					
Total Jury Trial Dispositions	0	0	0	0	0	0	0	0	0	0	0	0	0	0	0	0	0						

Source: Uniform System for Judicial Records, Nevada AOC, Research and Statistics Unit.

Table B2-2. Civil Caseload Processed by District Courts in Nevada, Fiscal Year 2022.

District Court Civil Caseload, Real Property and Tort (3 of 3)				Real Property						Tort												
				Unlawful Detainer	Other Landlord/Tenant	Judicial Foreclosure	Other Title to Property	Condemnation/Eminent Domain	Other Real Property	Auto Negligence	Premises Liability	Other Negligence	Medical/Dental	Legal	Accounting	Other Malpractice	Product Liability	Intentional Misconduct	Employment Tort	Insurance Tort	Other Tort	
8th Judicial District	Clark County	Clark County District Court	New Filings (cases)	22	85	156	645	1	253	4,782	1,166	404	145	23	2	3	43	154	110	105	218	
			Reopened (cases)	1	14	7	63	4	42	365	105	47	25	7	0	0	7	30	9	47	31	
			Grand Total Dispositions	34	140	109	668	13	294	6,876	1,578	518	231	29	1	2	69	234	110	127	330	
			Total Non-Trial Dispositions	34	136	106	639	11	289	6,754	1,560	507	217	29	1	2	69	220	110	125	321	
			Total Bench Trial Dispositions	0	4	2	24	0	5	9	2	4	0	0	0	0	0	8	0	0	0	2
			Total Jury Trial Dispositions	0	0	1	5	2	0	113	16	7	14	0	0	0	0	6	0	2	7	
9th Judicial District	Douglas County	Douglas County District Court	New Filings (cases)	0	1	3	8	0	8	14	5	10	2	0	0	0	0	0	1	0	1	
			Reopened (cases)	0	0	0	11	0	1	2	1	0	0	0	0	0	0	0	0	0	0	0
			Grand Total Dispositions	0	1	4	12	0	12	19	9	7	0	0	0	0	1	1	1	0	0	
			Total Non-Trial Dispositions	0	1	4	12	0	12	19	9	7	0	0	0	0	1	1	1	0	0	
			Total Bench Trial Dispositions	0	0	0	0	0	0	0	0	0	0	0	0	0	0	0	0	0	0	0
			Total Jury Trial Dispositions	0	0	0	0	0	0	0	0	0	0	0	0	0	0	0	0	0		
10th Judicial District	Churchill County	Churchill County District Court	New Filings (cases)	0	0	0	6	0	5	1	3	1	0	0	0	0	0	0	0	0	1	
			Reopened (cases)	0	0	0	0	0	0	0	0	0	1	0	0	0	0	0	0	0	0	
			Grand Total Dispositions	0	0	0	3	0	8	7	2	2	1	0	0	0	0	0	0	0	1	
			Total Non-Trial Dispositions	0	0	0	3	0	7	7	2	2	1	0	0	0	0	0	0	0	1	
			Total Bench Trial Dispositions	0	0	0	0	0	1	0	0	0	0	0	0	0	0	0	0	0	0	
			Total Jury Trial Dispositions	0	0	0	0	0	0	0	0	0	0	0	0	0	0	0	0			
11th Judicial District	Lander County	Lander County District Court	New Filings (cases)	0	0	0	1	0	1	1	0	0	0	0	0	0	0	0	0	0		
			Reopened (cases)	0	0	0	1	0	0	0	0	0	0	0	0	0	0	0	0	0		
			Grand Total Dispositions	0	0	0	1	0	0	1	0	0	0	0	0	0	0	0	0	0		
			Total Non-Trial Dispositions	0	0	0	1	0	0	1	0	0	0	0	0	0	0	0	0	0		
			Total Bench Trial Dispositions	0	0	0	0	0	0	0	0	0	0	0	0	0	0	0	0	0		
				Total Jury Trial Dispositions	0	0	0	0	0	0	0	0	0	0	0	0	0	0	0			
	Mineral County	Mineral County District Court	New Filings (cases)	0	0	0	4	0	0	1	0	0	0	0	0	0	0	0	0	0		
			Reopened (cases)	0	0	0	0	0	0	0	0	0	0	0	0	0	0	0	0	0		
			Grand Total Dispositions	0	0	0	0	0	0	0	0	0	0	0	0	0	0	0	0	0		
			Total Non-Trial Dispositions	0	0	0	0	0	0	0	0	0	0	0	0	0	0	0	0	0		
			Total Bench Trial Dispositions	0	0	0	0	0	0	0	0	0	0	0	0	0	0	0	0	0		
				Total Jury Trial Dispositions	0	0	0	0	0	0	0	0	0	0	0	0	0	0	0			
	Pershing County	Pershing County District Court	New Filings (cases)	0	0	0	3	0	2	2	1	0	0	0	0	0	0	0	0	0		
Reopened (cases)			0	0	0	0	0	0	0	0	0	0	0	0	0	0	0	0	0			
Grand Total Dispositions			0	0	0	2	0	0	2	0	1	1	0	0	0	0	0	0	1			
Total Non-Trial Dispositions			0	0	0	2	0	0	2	0	1	1	0	0	0	0	0	0	1			
Total Bench Trial Dispositions			0	0	0	0	0	0	0	0	0	0	0	0	0	0	0	0	0			
			Total Jury Trial Dispositions	0	0	0	0	0	0	0	0	0	0	0	0	0	0	0				

Source: Uniform System for Judicial Records, Nevada AOC, Research and Statistics Unit.

Table B2-2. Civil Caseload Processed by District Courts in Nevada, Fiscal Year 2022.

District Court Civil Caseload, Probate, Construction Defect, and Contract (1 of 3)			Probate						Construction Defect		Contract						
			Summary Administration	General Administration	Special Administration	Set Aside	Probate Trust/Conservatorship	Other Probate	Chapter 40	Other Construction Defect	Uniform Commercial Code (UCC)	Building and Construction	Insurance Carrier	Commercial Instrument	Collection of Accounts	Employment Contract	Other Contract
Totals^a	Nevada District Courts	New Filings (cases)	1,685	1,363	1,372	1,469	323	1,003	33	9	23	53	131	23	1,480	33	997
		Reopened (cases)	205	173	195	45	17	44	0	1	2	6	23	6	187	3	98
		Grand Total Dispositions	1,450	1,164	842	1,203	139	813	22	4	28	53	183	70	2,286	44	1,356
		Total Non-Trial Dispositions	1,450	1,164	839	1,203	139	813	20	3	27	49	183	69	2,279	44	1,313
		Total Bench Trial Dispositions	0	0	3	0	0	0	2	0	1	3	0	1	7	0	42
		Total Jury Trial Dispositions	0	0	0	0	0	0	1	0	1	0	0	0	0	1	
1st Judicial District	Carson City District Court	New Filings (cases)	31	41	30	33	7	11	0	1	2	3	2	0	12	0	6
		Reopened (cases)	31	44	29	2	4	1	0	0	0	1	0	0	3	0	1
		Grand Total Dispositions	57	93	46	36	13	10	0	0	2	0	3	0	24	0	5
		Total Non-Trial Dispositions	57	93	45	36	13	10	0	0	2	0	3	0	24	0	5
		Total Bench Trial Dispositions	0	0	1	0	0	0	0	0	0	0	0	0	0	0	0
			Total Jury Trial Dispositions	0	0	0	0	0	0	0	0	0	0	0	0	0	
	Storey County District Court	New Filings (cases)	6	4	2	2	0	2	0	0	0	0	0	0	5	0	0
		Reopened (cases)	0	0	1	0	0	0	0	0	0	0	0	0	0	0	0
		Grand Total Dispositions	2	1	4	1	0	0	0	0	0	0	0	0	3	0	1
		Total Non-Trial Dispositions	2	1	4	1	0	0	0	0	0	0	0	0	3	0	1
Total Bench Trial Dispositions		0	0	0	0	0	0	0	0	0	0	0	0	0	0	0	
		Total Jury Trial Dispositions	0	0	0	0	0	0	0	0	0	0	0	0	0		
2nd Judicial District	Washoe County District Court	New Filings (cases)	175	252	176	192	47	96	3	1	2	8	1	0	109	4	36
		Reopened (cases)	2	0	1	1	0	3	0	0	0	1	0	0	58	0	4
		Grand Total Dispositions	224	304	229	202	51	101	1	0	2	7	1	0	135	1	35
		Total Non-Trial Dispositions	224	304	229	202	51	101	1	0	2	7	1	0	135	1	35
		Total Bench Trial Dispositions	0	0	0	0	0	0	0	0	0	0	0	0	0	0	0
		Total Jury Trial Dispositions	0	0	0	0	0	0	0	0	0	0	0	0	0		
3rd Judicial District	Lyon County District Court	New Filings (cases)	49	48	30	52	9	13	0	0	0	0	0	0	15	0	4
		Reopened (cases)	2	2	5	1	2	1	0	0	0	0	0	0	0	0	0
		Grand Total Dispositions	52	24	40	52	8	11	0	0	0	1	0	0	16	0	6
		Total Non-Trial Dispositions	52	24	40	52	8	11	0	0	0	1	0	0	16	0	6
		Total Bench Trial Dispositions	0	0	0	0	0	0	0	0	0	0	0	0	0	0	0
		Total Jury Trial Dispositions	0	0	0	0	0	0	0	0	0	0	0	0	0		
4th Judicial District	Elko County District Court	New Filings (cases)	27	13	39	114	3	1	0	1	1	2	3	0	11	1	10
		Reopened (cases)	42	16	26	4	1	2	0	0	0	0	0	0	0	0	0
		Grand Total Dispositions	72	27	63	118	3	4	0	1	0	1	2	0	19	0	9
		Total Non-Trial Dispositions	72	27	63	118	3	4	0	1	0	1	2	0	19	0	9
		Total Bench Trial Dispositions	0	0	0	0	0	0	0	0	0	0	0	0	0	0	0
		Total Jury Trial Dispositions	0	0	0	0	0	0	0	0	0	0	0	0	0		

^a Totals reflect aggregate information from the Nevada District Courts. Information contained herein may reflect non-standard reporting and is noted by subsequent footnotes.

Source: Uniform System for Judicial Records, Nevada AOC, Research and Statistics Unit.

Table B2-2. Civil Caseload Processed by District Courts in Nevada, Fiscal Year 2022.

District Court Civil Caseload, Probate, Construction Defect, and Contract (2 of 3)			Probate						Construction Defect		Contract							
			Summary Administration	General Administration	Special Administration	Set Aside	Probate Trust/Conservatorship	Other Probate	Chapter 40	Other Construction Defect	Uniform Commercial Code (UCC)	Building and Construction	Insurance Carrier	Commercial Instrument	Collection of Accounts	Employment Contract	Other Contract	
5th Judicial District	Esmeralda County District Court	New Filings (cases)	0	0	0	8	0	5	0	0	0	0	0	0	0	0	0	0
		Reopened (cases)	0	0	0	0	0	0	0	0	0	0	0	0	0	0	0	0
		Grand Total Dispositions	0	0	0	0	1	0	0	0	0	0	0	0	0	0	0	0
		Total Non-Trial Dispositions	0	0	0	0	1	0	0	0	0	0	0	0	0	0	0	0
		Total Bench Trial Dispositions	0	0	0	0	0	0	0	0	0	0	0	0	0	0	0	0
	Total Jury Trial Dispositions	0	0	0	0	0	0	0	0	0	0	0	0	0	0	0	0	
	Nye County District Court	New Filings (cases)	55	14	85	70	20	102	0	2	0	0	0	0	23	1	15	
		Reopened (cases)	21	4	51	3	1	20	0	0	0	0	0	0	1	0	0	
		Grand Total Dispositions	50	12	90	54	10	66	0	0	0	0	0	0	23	0	9	
		Total Non-Trial Dispositions	50	12	90	54	10	66	0	0	0	0	0	0	23	0	9	
Total Bench Trial Dispositions		0	0	0	0	0	0	0	0	0	0	0	0	0	0	0		
Total Jury Trial Dispositions	0	0	0	0	0	0	0	0	0	0	0	0	0	0	0			
6th Judicial District	Humboldt County District Court	New Filings (cases)	18	6	11	30	0	3	0	0	0	0	0	6	1	6		
		Reopened (cases)	0	0	0	0	0	0	0	0	0	0	0	0	1	0	0	
		Grand Total Dispositions	16	4	19	25	0	2	0	0	0	0	0	0	11	0	4	
		Total Non-Trial Dispositions	16	4	19	25	0	2	0	0	0	0	0	0	11	0	3	
		Total Bench Trial Dispositions	0	0	0	0	0	0	0	0	0	0	0	0	0	0	1	
Total Jury Trial Dispositions	0	0	0	0	0	0	0	0	0	0	0	0	0	0	0			
7th Judicial District	Eureka County District Court	New Filings (cases)	0	4	1	5	0	0	0	0	0	0	0	0	0	0	0	
		Reopened (cases)	0	0	0	0	0	0	0	0	0	0	0	0	0	0	0	
		Grand Total Dispositions	0	4	0	5	0	0	0	0	0	0	0	0	0	0	0	
		Total Non-Trial Dispositions	0	4	0	5	0	0	0	0	0	0	0	0	0	0	0	
		Total Bench Trial Dispositions	0	0	0	0	0	0	0	0	0	0	0	0	0	0	0	
	Total Jury Trial Dispositions	0	0	0	0	0	0	0	0	0	0	0	0	0	0	0		
	Lincoln County District Court	New Filings (cases)	1	4	1	5	0	0	0	0	0	0	0	1	0	0		
		Reopened (cases)	0	1	0	0	0	0	0	0	0	0	0	0	0	0	0	
		Grand Total Dispositions	0	5	0	2	0	1	0	0	0	0	0	0	0	0	0	
		Total Non-Trial Dispositions	0	5	0	2	0	1	0	0	0	0	0	0	0	0	0	
		Total Bench Trial Dispositions	0	0	0	0	0	0	0	0	0	0	0	0	0	0	0	
	Total Jury Trial Dispositions	0	0	0	0	0	0	0	0	0	0	0	0	0	0	0		
	White Pine County District Court	New Filings (cases)	8	4	6	14	0	6	0	0	0	0	0	1	0	1		
Reopened (cases)		0	0	1	0	0	2	0	0	0	0	0	0	0	0	0		
Grand Total Dispositions		7	3	7	16	0	6	0	0	0	0	0	4	0	1			
Total Non-Trial Dispositions		7	3	7	16	0	6	0	0	0	0	0	4	0	1			
Total Bench Trial Dispositions		0	0	0	0	0	0	0	0	0	0	0	0	0	0			
Total Jury Trial Dispositions	0	0	0	0	0	0	0	0	0	0	0	0	0	0				

Source: Uniform System for Judicial Records, Nevada AOC, Research and Statistics Unit.

Table B2-2. Civil Caseload Processed by District Courts in Nevada, Fiscal Year 2022.

District Court Civil Caseload, Probate, Construction Defect, and Contract (3 of 3)				Probate						Construction Defect		Contract						
				Summary Administration	General Administration	Special Administration	Set Aside	Probate Trust/Conservatorship	Other Probate	Chapter 40	Other Construction Defect	Uniform Commercial Code (UCC)	Building and Construction	Insurance Carrier	Commercial Instrument	Collection of Accounts	Employment Contract	Other Contract
8th Judicial District	Clark County	Clark County District Court	New Filings (cases)	1,247	903	937	845	219	745	30	3	18	39	125	23	1,289	25	873
			Reopened (cases)	25	23	30	28	5	12	0	1	2	4	21	6	123	3	91
			Grand Total Dispositions	829	546	253	616	37	597	21	3	24	44	177	70	2,040	42	1,214
			Total Non-Trial Dispositions	829	546	252	616	37	597	19	2	23	40	177	69	2,033	42	1,173
			Total Bench Trial Dispositions	0	0	1	0	0	0	2	0	1	3	0	1	7	0	40
		Total Jury Trial Dispositions	0	0	0	0	0	0	1	0	1	0	0	0	0	0	1	
9th Judicial District	Douglas County	Douglas County District Court	New Filings (cases)	32	51	28	32	16	6	0	1	0	0	0	0	0	1	39
			Reopened (cases)	39	64	28	3	4	1	0	0	0	0	2	0	0	0	2
			Grand Total Dispositions	68	106	42	33	15	4	0	0	0	0	0	0	1	1	68
			Total Non-Trial Dispositions	68	106	41	33	15	4	0	0	0	0	0	0	1	1	68
			Total Bench Trial Dispositions	0	0	1	0	0	0	0	0	0	0	0	0	0	0	0
		Total Jury Trial Dispositions	0	0	0	0	0	0	0	0	0	0	0	0	0	0		
10th Judicial District	Churchill County	Churchill County District Court	New Filings (cases)	20	15	16	15	1	5	0	0	0	1	0	0	5	0	5
			Reopened (cases)	41	18	19	3	0	1	0	0	0	0	0	0	0	0	0
			Grand Total Dispositions	58	31	34	17	1	5	0	0	0	0	0	0	7	0	2
			Total Non-Trial Dispositions	58	31	34	17	1	5	0	0	0	0	0	0	7	0	1
			Total Bench Trial Dispositions	0	0	0	0	0	0	0	0	0	0	0	0	0	0	1
		Total Jury Trial Dispositions	0	0	0	0	0	0	0	0	0	0	0	0	0	0		
11th Judicial District	Lander County	Lander County District Court	New Filings (cases)	11	1	1	18	0	6	0	0	0	0	0	0	2	0	2
			Reopened (cases)	0	0	1	0	0	1	0	0	0	0	0	0	0	0	0
			Grand Total Dispositions	6	1	3	5	0	6	0	0	0	0	0	0	2	0	1
			Total Non-Trial Dispositions	6	1	3	5	0	6	0	0	0	0	0	0	2	0	1
			Total Bench Trial Dispositions	0	0	0	0	0	0	0	0	0	0	0	0	0	0	0
			Total Jury Trial Dispositions	0	0	0	0	0	0	0	0	0	0	0	0	0	0	
	Mineral County	Mineral County District Court	New Filings (cases)	1	2	3	16	0	1	0	0	0	0	0	0	0	0	0
			Reopened (cases)	0	1	0	0	0	0	0	0	0	0	0	0	1	0	0
			Grand Total Dispositions	6	2	1	7	0	0	0	0	0	0	0	0	0	0	0
			Total Non-Trial Dispositions	6	2	1	7	0	0	0	0	0	0	0	0	0	0	0
			Total Bench Trial Dispositions	0	0	0	0	0	0	0	0	0	0	0	0	0	0	0
			Total Jury Trial Dispositions	0	0	0	0	0	0	0	0	0	0	0	0	0	0	
	Pershing County	Pershing County District Court	New Filings (cases)	4	1	6	18	1	1	0	0	0	0	0	0	1	0	0
		Reopened (cases)	2	0	3	0	0	0	0	0	0	0	0	0	0	0	0	
		Grand Total Dispositions	3	1	11	14	0	0	0	0	0	0	0	0	1	0	1	
		Total Non-Trial Dispositions	3	1	11	14	0	0	0	0	0	0	0	0	1	0	1	
		Total Bench Trial Dispositions	0	0	0	0	0	0	0	0	0	0	0	0	0	0	0	
		Total Jury Trial Dispositions	0	0	0	0	0	0	0	0	0	0	0	0	0	0		

Source: Uniform System for Judicial Records, Nevada AOC, Research and Statistics Unit.

Table B2-2. Civil Caseload Processed by District Courts in Nevada, Fiscal Year 2022.

District Court Civil Caseload, Judicial Review/Appeal, Civil Writ, and Other Civil (1 of 3)			Judicial Review/Appeal						Civil Writ					Other Civil			
			Petition to Seal Records	Mental Competency	Department of Motor Vehicle Appeal	Worker's Compensation Appeal	Other Nevada State Agency Appeal	Appeal from Lower Court	Other Judicial Review/Appeal	Writ of Habeas Corpus	Writ of Mandamus	Writ of Quo Warranto	Writ of Prohibition	Other Civil Writ	Compromise of Minor's Claim	Foreign Judgment	Other Civil Matters
Totals^a	Nevada District Courts	New Filings (cases)	910	191	1	88	218	843	190	345	194	1	7	21	1,854	411	3,425
		Reopened (cases)	29	1	0	12	5	119	7	39	7	0	0	4	300	16	355
		Grand Total Dispositions	919	126	2	128	113	975	151	439	160	1	8	25	2,317	410	4,065
		Total Non-Trial Dispositions	919	126	2	127	113	975	151	438	160	1	8	25	2,317	410	4,034
		Total Bench Trial Dispositions	0	0	0	1	0	0	0	1	0	0	0	0	0	0	0
		Total Jury Trial Dispositions	0	0	0	0	0	0	0	0	0	0	0	0	0	0	9
1st Judicial District	Carson City District Court	New Filings (cases)	5	0	0	1	18	8	28	1	3	0	1	0	14	4	64
		Reopened (cases)	1	0	0	0	1	0	1	0	2	0	0	0	3	1	8
		Grand Total Dispositions	6	0	1	6	25	5	21	2	8	0	1	0	13	2	65
		Total Non-Trial Dispositions	6	0	1	6	25	5	21	2	8	0	1	0	13	2	65
		Total Bench Trial Dispositions	0	0	0	0	0	0	0	0	0	0	0	0	0	0	0
			Total Jury Trial Dispositions	0	0	0	0	0	0	0	0	0	0	0	0	0	0
	Storey County District Court	New Filings (cases)	1	0	0	0	1	0	0	0	0	0	0	0	0	0	3
		Reopened (cases)	0	0	0	0	0	0	0	0	0	0	0	0	0	0	0
		Grand Total Dispositions	1	0	0	0	1	0	0	0	0	0	0	0	0	0	2
		Total Non-Trial Dispositions	1	0	0	0	1	0	0	0	0	0	0	0	0	0	2
Total Bench Trial Dispositions		0	0	0	0	0	0	0	0	0	0	0	0	0	0	0	
		Total Jury Trial Dispositions	0	0	0	0	0	0	0	0	0	0	0	0	0	0	
2nd Judicial District	Washoe County District Court	New Filings (cases)	83	160	0	0	12	15	25	0	13	0	1	0	117	21	980
		Reopened (cases)	8	1	0	2	2	2	1	0	1	0	0	0	1	0	169
		Grand Total Dispositions	18	94	0	8	4	14	27	0	7	0	0	1	119	21	961
		Total Non-Trial Dispositions	18	94	0	8	4	14	27	0	7	0	0	1	119	21	958
		Total Bench Trial Dispositions	0	0	0	0	0	0	0	0	0	0	0	0	0	0	1
		Total Jury Trial Dispositions	0	0	0	0	0	0	0	0	0	0	0	0	0	2	
3rd Judicial District	Lyon County District Court	New Filings (cases)	5	5	0	0	3	1	0	2	1	0	0	0	6	0	28
		Reopened (cases)	1	0	0	0	0	0	0	1	0	0	0	0	0	0	2
		Grand Total Dispositions	5	5	0	0	2	0	1	5	0	0	0	1	5	1	25
		Total Non-Trial Dispositions	5	5	0	0	2	0	1	5	0	0	0	1	5	1	25
		Total Bench Trial Dispositions	0	0	0	0	0	0	0	0	0	0	0	0	0	0	0
		Total Jury Trial Dispositions	0	0	0	0	0	0	0	0	0	0	0	0	0	0	
4th Judicial District	Elko County District Court	New Filings (cases)	12	9	0	0	2	2	0	12	0	0	0	0	12	4	14
		Reopened (cases)	0	0	0	0	0	0	0	1	0	0	0	1	1	1	1
		Grand Total Dispositions	8	10	0	0	2	2	0	15	2	0	0	2	12	3	12
		Total Non-Trial Dispositions	8	10	0	0	2	2	0	15	2	0	0	2	12	3	12
		Total Bench Trial Dispositions	0	0	0	0	0	0	0	0	0	0	0	0	0	0	0
		Total Jury Trial Dispositions	0	0	0	0	0	0	0	0	0	0	0	0	0	0	

^a Totals reflect aggregate information from the Nevada District Courts. Information contained herein may reflect non-standard reporting and is noted by subsequent footnotes.

Source: Uniform System for Judicial Records, Nevada AOC, Research and Statistics Unit.

Table B2-2. Civil Caseload Processed by District Courts in Nevada, Fiscal Year 2022.

District Court Civil Caseload, Judicial Review/Appeal, Civil Writ, and Other Civil (2 of 3)				Judicial Review/Appeal							Civil Writ					Other Civil		
				Petition to Seal Records	Mental Competency	Department of Motor Vehicle Appeal	Worker's Compensation Appeal	Other Nevada State Agency Appeal	Appeal from Lower Court	Other Judicial Review/Appeal	Writ of Habeas Corpus	Writ of Mandamus	Writ of Quo Warranto	Writ of Prohibition	Other Civil Writ	Compromise of Minor's Claim	Foreign Judgment	Other Civil Matters
5th Judicial District	Esmeralda County District Court	New Filings (cases)	0	0	0	0	0	0	0	0	2	0	0	0	0	0	4	
		Reopened (cases)	0	0	0	0	0	0	0	0	0	0	0	0	0	0	0	
		Grand Total Dispositions	0	0	0	0	0	0	0	4	0	0	0	0	0	1	0	
		Total Non-Trial Dispositions	0	0	0	0	0	0	0	4	0	0	0	0	0	1	0	
		Total Bench Trial Dispositions	0	0	0	0	0	0	0	0	0	0	0	0	0	0	0	
	Total Jury Trial Dispositions	0	0	0	0	0	0	0	0	0	0	0	0	0	0	0		
	Nye County District Court	New Filings (cases)	9	0	0	0	0	2	4	0	4	0	0	1	7	10	26	
		Reopened (cases)	0	0	0	0	0	0	0	0	0	0	0	3	0	1		
		Grand Total Dispositions	3	0	0	0	1	4	1	0	4	0	0	7	1	20		
		Total Non-Trial Dispositions	3	0	0	0	1	4	1	0	4	0	0	7	1	19		
Total Bench Trial Dispositions		0	0	0	0	0	0	0	0	0	0	0	0	0	1			
Total Jury Trial Dispositions	0	0	0	0	0	0	0	0	0	0	0	0	0	0				
6th Judicial District	Humboldt County District Court	New Filings (cases)	4	7	0	0	2	0	6	5	2	0	0	0	1	1	19	
		Reopened (cases)	0	0	0	0	0	0	0	0	0	0	0	0	0	0		
		Grand Total Dispositions	3	6	0	0	0	0	2	7	0	0	0	0	1	20		
		Total Non-Trial Dispositions	3	6	0	0	0	0	2	6	0	0	0	0	1	18		
		Total Bench Trial Dispositions	0	0	0	0	0	0	0	1	0	0	0	0	0	2		
Total Jury Trial Dispositions	0	0	0	0	0	0	0	0	0	0	0	0	0	0				
7th Judicial District	Eureka County District Court	New Filings (cases)	0	0	0	0	0	0	0	0	0	0	0	0	0	0	2	
		Reopened (cases)	0	0	0	0	0	0	0	0	0	0	0	0	0	0		
		Grand Total Dispositions	0	0	0	0	0	0	0	0	0	0	0	0	0	5		
		Total Non-Trial Dispositions	0	0	0	0	0	0	0	0	0	0	0	0	0	0		
		Total Bench Trial Dispositions	0	0	0	0	0	0	0	0	0	0	0	0	0	0		
	Total Jury Trial Dispositions	0	0	0	0	0	0	0	0	0	0	0	0	0	0			
	Lincoln County District Court	New Filings (cases)	0	0	0	0	0	0	0	0	0	0	0	0	0	0	3	
		Reopened (cases)	0	0	0	0	0	0	0	0	0	0	0	0	0	0		
		Grand Total Dispositions	0	0	0	0	0	1	0	2	0	0	0	0	0	2		
		Total Non-Trial Dispositions	0	0	0	0	0	1	0	2	0	0	0	0	0	2		
		Total Bench Trial Dispositions	0	0	0	0	0	0	0	0	0	0	0	0	0	0		
	Total Jury Trial Dispositions	0	0	0	0	0	0	0	0	0	0	0	0	0	0			
	White Pine County District Court	New Filings (cases)	3	0	0	0	0	3	0	8	1	0	1	0	0	2	11	
		Reopened (cases)	0	0	0	0	0	0	0	0	0	0	0	0	0	0		
		Grand Total Dispositions	2	0	0	0	0	3	0	13	3	0	1	0	0	15		
Total Non-Trial Dispositions		2	0	0	0	0	3	0	13	3	0	1	0	0	15			
Total Bench Trial Dispositions		0	0	0	0	0	0	0	0	0	0	0	0	0	0			
Total Jury Trial Dispositions	0	0	0	0	0	0	0	0	0	0	0	0	0	0				

Source: Uniform System for Judicial Records, Nevada AOC, Research and Statistics Unit.

Table B2-2. Civil Caseload Processed by District Courts in Nevada, Fiscal Year 2022.

District Court Civil Caseload, Judicial Review/Appeal, Civil Writ, and Other Civil (3 of 3)				Judicial Review/Appeal							Civil Writ					Other Civil		
				Petition to Seal Records	Mental Competency	Department of Motor Vehicle Appeal	Worker's Compensation Appeal	Other Nevada State Agency Appeal	Appeal from Lower Court	Other Judicial Review/Appeal	Writ of Habeas Corpus	Writ of Mandamus	Writ of Quo Warranto	Writ of Prohibition	Other Civil Writ	Compromise of Minor's Claim	Foreign Judgment	Other Civil Matters
8th Judicial District	Clark County	Clark County District Court	New Filings (cases)	769	0	1	87	175	801	123	307	156	1	4	19	1,688	362	2,169
			Reopened (cases)	19	0	0	10	2	116	5	37	4	0	0	3	290	13	167
			Grand Total Dispositions	852	0	1	114	76	932	97	385	118	1	6	16	2,148	377	2,826
			Total Non-Trial Dispositions	852	0	1	113	76	932	97	385	118	1	6	16	2,148	377	2,803
			Total Bench Trial Dispositions	0	0	0	1	0	0	0	0	0	0	0	0	0	0	0
		Total Jury Trial Dispositions	0	0	0	0	0	0	0	0	0	0	0	0	0	0	0	5
9th Judicial District	Douglas County	Douglas County District Court	New Filings (cases)	10	0	0	0	2	5	4	1	0	0	0	0	3	5	30
			Reopened (cases)	0	0	0	0	0	1	0	0	0	0	0	0	2	1	1
			Grand Total Dispositions	8	0	0	0	2	6	2	1	0	0	0	0	5	3	45
			Total Non-Trial Dispositions	8	0	0	0	2	6	2	1	0	0	0	0	5	3	44
			Total Bench Trial Dispositions	0	0	0	0	0	0	0	0	0	0	0	0	0	0	0
		Total Jury Trial Dispositions	0	0	0	0	0	0	0	0	0	0	0	0	0	0	1	
10th Judicial District	Churchill County	Churchill County District Court	New Filings (cases)	6	9	0	0	2	5	0	0	1	0	0	0	5	0	29
			Reopened (cases)	0	0	0	0	0	0	0	0	0	0	0	0	0	0	1
			Grand Total Dispositions	8	10	0	0	0	7	0	0	1	0	0	0	6	0	9
			Total Non-Trial Dispositions	8	10	0	0	0	7	0	0	1	0	0	0	6	0	9
			Total Bench Trial Dispositions	0	0	0	0	0	0	0	0	0	0	0	0	0	0	0
		Total Jury Trial Dispositions	0	0	0	0	0	0	0	0	0	0	0	0	0	0	0	
11th Judicial District	Lander County	Lander County District Court	New Filings (cases)	0	1	0	0	0	0	0	0	0	0	0	0	1	0	6
			Reopened (cases)	0	0	0	0	0	0	0	0	0	0	0	0	0	0	1
			Grand Total Dispositions	0	0	0	0	0	0	0	0	0	0	0	0	2	0	4
			Total Non-Trial Dispositions	0	0	0	0	0	0	0	0	0	0	0	0	2	0	4
			Total Bench Trial Dispositions	0	0	0	0	0	0	0	0	0	0	0	0	0	0	0
			Total Jury Trial Dispositions	0	0	0	0	0	0	0	0	0	0	0	0	0	0	0
	Mineral County	Mineral County District Court	New Filings (cases)	2	0	0	0	0	0	0	0	0	0	0	0	0	2	17
			Reopened (cases)	0	0	0	0	0	0	0	0	0	0	0	0	0	0	0
			Grand Total Dispositions	3	0	0	0	0	0	0	0	0	0	0	0	0	0	14
			Total Non-Trial Dispositions	3	0	0	0	0	0	0	0	0	0	0	0	0	0	14
			Total Bench Trial Dispositions	0	0	0	0	0	0	0	0	0	0	0	0	0	0	0
			Total Jury Trial Dispositions	0	0	0	0	0	0	0	0	0	0	0	0	0	0	0
	Pershing County	Pershing County District Court	New Filings (cases)	1	0	0	0	1	1	0	9	11	0	0	1	0	0	20
			Reopened (cases)	0	0	0	0	0	0	0	0	0	0	0	0	0	0	4
			Grand Total Dispositions	2	1	0	0	1	1	0	5	17	0	0	4	0	0	40
		Total Non-Trial Dispositions	2	1	0	0	0	1	0	5	17	0	0	4	0	0	39	
		Total Bench Trial Dispositions	0	0	0	0	0	0	0	0	0	0	0	0	0	0	0	
		Total Jury Trial Dispositions	0	0	0	0	0	0	0	0	0	0	0	0	0	1		

Source: Uniform System for Judicial Records, Nevada AOC, Research and Statistics Unit.

Table B3. Family Caseload Processed by District Courts in Nevada, Fiscal Year 2022.

District Court, Family Caseload (1 of 3)			Domestic Relations Case													Mental Health Case	Guardianships Case	Totals	
			Marriage Dissolution	Paternity	Visitation (Non-Divorce)	Adoptions	Custody (Non-Divorce)	Support			TPR ^a		Protection Orders						Other Domestic Relations
								IV-D UIFSA	IV-D Intrastate	Other Support	State Initiated (TPR) Petition	Other (TPR) Petition	Request for Domestic Violence Protective Orders (TPOs)	High-Risk Protection Orders	Other Domestic Relations				
Totals^b	Nevada District Courts	New Filings (cases)	16,711	536	126	1,185	3,951	966	3,665	34	132	504	12,393	8	3,196	7,987	2,651	54,045	
		Reopened (cases)	4,837	214	18	82	2,368	1,397	1,359	67	5	52	946	0	248	4,929	2,176	18,698	
		Grand Total Dispositions	21,828	719	142	1,213	6,063	1,637	3,938	87	117	584	12,429	8	3,414	11,195	5,500	68,874	
		Total Non-Trial Dispositions	21,341	697	134	1,108	5,763	1,629	3,925	86	112	555	12,429	8	3,386	10,989	5,278	67,440	
		Total Trial Dispositions	487	22	8	105	300	8	13	1	5	29	0	0	28	206	222	1,434	
1st Judicial District	Carson City District Court	New Filings (cases)	358	3	0	62	119	5	49	9	41	18	105	0	78	124	79	1,050	
		Reopened (cases)	123	0	0	4	69	132	106	61	4	3	5	0	3	0	149	659	
		Grand Total Dispositions	416	3	0	60	132	131	163	71	37	21	100	0	62	104	243	1,543	
		Total Non-Trial Dispositions	415	3	0	60	130	131	163	71	37	20	100	0	62	104	243	1,539	
		Total Trial Dispositions	1	0	0	0	2	0	0	0	0	1	0	0	0	0	0	0	4
1st Judicial District	Storey County District Court	New Filings (cases)	9	0	0	0	0	0	0	0	0	0	0	0	8	0	5	22	
		Reopened (cases)	5	0	0	1	0	0	0	0	0	0	0	0	0	0	1	7	
		Grand Total Dispositions	9	0	0	0	0	0	0	0	0	0	0	0	4	0	0	13	
		Total Non-Trial Dispositions	9	0	0	0	0	0	0	0	0	0	0	0	4	0	0	13	
		Total Trial Dispositions	0	0	0	0	0	0	0	0	0	0	0	0	0	0	0	0	0
2nd Judicial District	Washoe County District Court	New Filings (cases)	1,812	27	31	150	487	478 ^c	(c)	0	91	0	1,960	2	108	2,068	441	7,655	
		Reopened (cases)	670	19	6	7	384	636		0	1	2	59	0	3	1	73	1,861	
		Grand Total Dispositions	1,826	28	31	149	456	621		0	75	0	2,046	2	101	2,237	484	8,056	
		Total Non-Trial Dispositions	1,780	26	30	71	419	621		0	70	0	2,046	2	97	2,032	285	7,479	
		Total Trial Dispositions	46	2	1	78	37	0		0	5	0	0	0	4	205	199	577	
3rd Judicial District	Lyon County District Court	New Filings (cases)	178	1	0	9	55	25	77	0	0	10	4	ND	39	0	44	442	
		Reopened (cases)	62	0	0	0	41	40	117	0	0	1	0		0	0	169	430	
		Grand Total Dispositions	232	0	0	9	90	67	212	0	0	9	3		47	0	206	875	
		Total Non-Trial Dispositions	232	0	0	9	90	67	212	0	0	9	3		47	0	206	875	
		Total Trial Dispositions	0	0	0	0	0	0	0	0	0	0	0		0	0	0	0	
4th Judicial District	Elko County District Court	New Filings (cases)	211	4	2	46	59	15	88	0	0	17	29	0	47	0	41	559	
		Reopened (cases)	81	2	0	5	13	41	93	5	0	2	4	0	3	0	213	462	
		Grand Total Dispositions	275	13	5	46	79	52	188	6	2	26	34	0	52	0	262	1,040	
		Total Non-Trial Dispositions	251	12	3	46	67	52	188	5	2	26	34	0	52	0	262	1,000	
		Total Trial Dispositions	24	1	2	0	12	0	0	1	0	0	0	0	0	0	0	40	

^a NRS Chapter 128 allows termination of parental rights through motion in existing juvenile child abuse and neglect cases (Table B4). These terminations through motion are not captured in the USJR statistics.

^b Totals reflect aggregate information from the Nevada District Courts. Information contained herein may reflect non-standard reporting and is noted by subsequent footnotes.

^c All IV-D matters reported in the IV-D UIFSA case type.

ND No Data.

Source: Uniform System for Judicial Records, Nevada AOC, Research and Statistics Unit.

Table B3. Family Caseload Processed by District Courts in Nevada, Fiscal Year 2022.

District Court, Family Caseload (2 of 3)			Domestic Relations Case													Mental Health Case	Guardianships Case	Totals	
			Marriage Dissolution	Paternity	Visitation (Non-Divorce)	Adoptions	Custody (Non-Divorce)	Support			TPR ^a		Protection Orders		Other Domestic Relations				
								IV-D UIFSA	IV-D Intrastate	Other Support	State Initiated (TPR) Petition	Other (TPR) Petition	Request for Domestic Violence Protective Orders (TPOs)	High-Risk Protection Orders					
5th Judicial District	Esmeralda County District Court	New Filings (cases)	2	0	0	1	0	0	0	0	0	0	0	0	ND	0	0	1	4
		Reopened (cases)	0	0	0	0	0	0	0	0	0	0	0	0	0	0	0	0	0
		Grand Total Dispositions	2	0	0	0	0	0	0	0	0	0	0	0	0	0	0	0	2
		Total Non-Trial Dispositions	2	0	0	0	0	0	0	0	0	0	0	0	0	0	0	0	0
		Total Trial Dispositions	0	0	0	0	0	0	0	0	0	0	0	0	0	0	0	0	0
	Nye County District Court	New Filings (cases)	285	5	2	11	41	62	16	0	0	8	1	0	40	0	40	511	
Reopened (cases)	17	1	0	0	2	3	0	0	0	0	0	0	0	1	0	6	30		
Grand Total Dispositions	285	3	0	8	21	0	0	0	0	7	0	0	34	0	17	375			
Total Non-Trial Dispositions	277	3	0	5	21	0	0	0	0	7	0	0	31	0	16	360			
Total Trial Dispositions	8	0	0	3	0	0	0	0	0	0	0	0	3	0	1	15			
6th Judicial District	Humboldt County District Court	New Filings (cases)	223	1	0	11	22	6	21	19	0	7	20	0	18	0	17	365	
		Reopened (cases)	18	2	0	0	2	11	30	1	0	0	0	0	0	0	0	64	
		Grand Total Dispositions	218	7	0	10	17	14	30	5	0	3	20	0	14	0	20	358	
		Total Non-Trial Dispositions	218	7	0	10	17	14	30	5	0	3	20	0	14	0	18	356	
Total Trial Dispositions	0	0	0	0	0	0	0	0	0	0	0	0	0	0	2	2			
7th Judicial District	Eureka County District Court	New Filings (cases)	6	0	0	0	0	0	0	0	0	0	0	0	1	0	4	11	
		Reopened (cases)	0	0	0	0	0	0	0	0	0	2	0	0	0	0	0	2	
		Grand Total Dispositions	4	0	0	0	4	0	0	0	0	2	0	0	0	0	0	10	
		Total Non-Trial Dispositions	4	0	0	0	4	0	0	0	0	2	0	0	0	0	0	0	
	Total Trial Dispositions	0	0	0	0	0	0	0	0	0	0	0	0	0	0	0	0		
	Lincoln County District Court	New Filings (cases)	13	0	0	2	0	3	2	0	0	2	0	0	3	0	2	27	
		Reopened (cases)	1	0	0	0	0	0	0	0	0	0	0	0	0	0	0	1	
		Grand Total Dispositions	13	0	0	1	0	1	0	0	0	1	0	0	1	0	1	18	
		Total Non-Trial Dispositions	13	0	0	1	0	1	0	0	0	1	0	0	1	0	1	18	
	Total Trial Dispositions	0	0	0	0	0	0	0	0	0	0	0	0	0	0	0	0		
White Pine County District Court	New Filings (cases)	41	1	0	3	13	3	7	0	0	0	0	0	4	5	8	85		
	Reopened (cases)	8	0	0	0	7	5	8	0	0	0	0	0	0	0	0	28		
	Grand Total Dispositions	48	1	0	5	15	9	14	0	0	1	0	0	4	2	11	110		
	Total Non-Trial Dispositions	41	1	0	0	15	1	3	0	0	0	0	0	4	1	6	72		
Total Trial Dispositions	7	0	0	5	0	8	11	0	0	1	0	0	0	1	5	38			

^a NRS Chapter 128 allows termination of parental rights through motion in existing juvenile child abuse and neglect cases (Table B4). These terminations through motion are not captured in the USJR statistics.

ND No Data.

Source: Uniform System for Judicial Records, Nevada AOC, Research and Statistics Unit.

Table B3. Family Caseload Processed by District Courts in Nevada, Fiscal Year 2022.

District Court, Family Caseload (3 of 3)				Domestic Relations Case													Mental Health Case	Guardianships Case	Totals	
				Marriage Dissolution	Paternity	Visitation (Non-Divorce)	Adoptions	Custody (Non-Divorce)	Support			TPR ^a		Protection Orders						Other Domestic Relations
									IV-D UIFSA	IV-D Intrastate	Other Support	State Initiated (TPR) Petition	Other (TPR) Petition	Request for Domestic Violence Protective Orders (TPOs)	High-Risk Protection Orders					
8th Judicial District	Clark County	Clark County District Court	New Filings (cases)	12,700	353	91	837	3,128	326	3,354	5	0	422	10,259	6	2,832	5,772	1,887	41,972	
			Reopened (cases)	3,679	176	12	62	1,823	415	943	0	0	42	871	0	237	4,928	1,400	14,588	
			Grand Total Dispositions	17,473	511	106	880	5,185	554	3,232	4	1	498	10,202	6	3,073	8,833	4,063	54,621	
			Total Non-Trial Dispositions	17,089	493	101	862	4,940	554	3,232	4	1	472	10,202	6	3,052	8,833	4,049	53,890	
		Total Trial Dispositions	384	18	5	18	245	0	0	0	0	26	0	0	21	0	14	731		
9th Judicial District	Douglas County	Douglas County District Court	New Filings (cases)	354	135	0	18	0	19	0	1	0	0	0	0	0	0	42	569	
			Reopened (cases)	81	13	0	2	0	18	9	0	0	0	0	0	0	0	121	244	
			Grand Total Dispositions	403	145	0	15	0	62	13	1	0	0	0	0	0	0	114	753	
			Total Non-Trial Dispositions	391	144	0	15	0	62	13	1	0	0	0	0	0	0	113	739	
		Total Trial Dispositions	12	1	0	0	0	0	0	0	0	0	0	0	0	0	1	14		
10th Judicial District	Churchill County	Churchill County District Court	New Filings (cases)	427	1	0	20	23	23	29	0	0	13	15	0	16	18	23	608	
			Reopened (cases)	68	0	0	1	21	92	37	0	0	0	7	0	0	0	41	267	
			Grand Total Dispositions	526	1	0	18	49	120	56	0	1	10	24	0	19	19	64	907	
			Total Non-Trial Dispositions	522	1	0	18	45	120	56	0	1	9	24	0	19	19	64	898	
		Total Trial Dispositions	4	0	0	4	4	0	0	0	0	1	0	0	0	0	0	9		
11th Judicial District	Lander County	Lander County District Court	New Filings (cases)	68	1	0	8	0	0	0	0	0	2	0	0	1	0	7	87	
			Reopened (cases)	14	1	0	0	3	0	0	0	0	0	0	0	0	0	0	18	
			Grand Total Dispositions	63	4	0	8	3	0	0	0	0	2	0	0	1	0	0	81	
			Total Non-Trial Dispositions	62	4	0	7	3	0	0	0	0	2	0	0	1	0	0	79	
			Total Trial Dispositions	1	0	0	1	0	0	0	0	0	0	0	0	0	0	0	2	
	Mineral County	Mineral County District Court	New Filings (cases)	12	1	0	1	3	1	11	0	0	2	0	0	1	0	3	35	
			Reopened (cases)	4	0	0	0	3	4	12	0	0	0	0	0	1	0	2	26	
			Grand Total Dispositions	13	2	0	1	5	5	23	0	0	0	0	0	0	0	6	55	
			Total Non-Trial Dispositions	13	2	0	1	5	5	21	0	0	0	0	0	0	0	6	53	
			Total Trial Dispositions	0	0	0	0	0	2	0	0	0	0	0	0	0	0	0	2	
	Pershing County	Pershing County District Court	New Filings (cases)	12	3	0	6	1	0	11	0	0	3	0	0	0	0	7	43	
			Reopened (cases)	6	0	0	0	0	0	4	0	0	0	0	0	0	0	1	11	
		Grand Total Dispositions	22	1	0	3	7	1	7	0	1	4	0	0	2	0	9	57		
		Total Non-Trial Dispositions	22	1	0	3	7	1	7	0	1	4	0	0	2	0	9	57		
		Total Trial Dispositions	0	0	0	0	0	0	0	0	0	0	0	0	0	0	0	0		

^a NRS Chapter 128 allows termination of parental rights through motion in existing juvenile child abuse and neglect cases (Table B4). These terminations through motion are not captured in the USJR statistics.
 Source: Uniform System for Judicial Records, Nevada AOC, Research and Statistics Unit.

Table B4. Juvenile Caseload Processed by District Courts in Nevada, Fiscal Year 2022.

District Court, Juvenile Non-Traffic Caseload (1 of 3)			Delinquency					Status Petition	Dependency/ Child Victim ^a				Totals	Hearings				
			Person	Property	Drug	Public Order	Other Delinquency		Child Abuse/ Neglect Petition	Dependent (no fault)	Other Dependency Child Victim	Miscellaneous Petition		Informal Hearings (Involving a Judicial Officer)	Detention Hearings	Extradition Hearings	Protective Custody Hearings	
Totals^b	Nevada District Courts	New Filings (cases)	2,243	977	532	278	819	140	1,909	1	3	101	7,003	128	2,790	1	2,160	
		Reopened (cases)	191	104	44	32	76	8	314	0	1	4	774					
		Charges	4,261	2,486	898	782	2,942	154	-	-	-	-	11,523					
		Grand Total Dispositions	3,239	2,834	964	617	2,627	99	2,834	2	3	58	13,277					
		Total Non-Trial Dispositions	3,207	2,816	962	612	2,623	98	2,311	2	3	57	12,691					
		Total Trial Dispositions	32	18	2	5	4	1	523	0	0	1	586					
1st Judicial District	Carson City District Court	New Filings (cases)	36	17	5	3	2	29	22	0	0	2	116	0	121	0	28	
		Reopened (cases)	16	10	4	1	0	0	129	0	0	0	160					
		Charges	77	47	8	8	23	29	-	-	-	-	192					
		Grand Total Dispositions	39	28	14	4	1	3	165	0	0	0	254					
		Total Non-Trial Dispositions	37	28	14	4	0	3	163	0	0	0	249					
		Total Trial Dispositions	2	0	0	0	1	0	2	0	0	0	5					
1st Judicial District	Storey County District Court	New Filings (cases)	0	1	0	0	0	2	0	0	0	3	0	0	0	0	0	
		Reopened (cases)	0	0	0	0	0	0	0	0	0	0	0					
		Charges	0	1	0	0	0	2	-	-	-	-	3					
		Grand Total Dispositions	0	0	0	1	0	2	0	0	0	0	3					
		Total Non-Trial Dispositions	0	0	0	1	0	2	0	0	0	0	3					
		Total Trial Dispositions	0	0	0	0	0	0	0	0	0	0	0					
2nd Judicial District	Washoe County District Court	New Filings (cases)	669	316	299	27	121	NR	563 ^c	(c)	(c)	NR	1,995	NR	909 ^d	(d)	615	
		Reopened (cases)^f	-	-	-	-	-	-	-	-	-	-	-	-				
		Charges	1,201	648	488	96	605	-	-	-	-	-	3,038					
		Grand Total Dispositions^g	814	436	235	39	166	-	1,193	-	-	-	2,883 ^g					
		Total Non-Trial Dispositions	813	432	235	39	166	-	811	-	-	-	2,496					
		Total Trial Dispositions	1	4	0	0	0	-	382	-	-	-	387					
3rd Judicial District	Lyon County District Court	New Filings (cases)	24	27	9	8	3	34	20	0	0	2	127	0	50	0	0	
		Reopened (cases)	7	10	3	6	0	3	0	0	0	0	29					
		Charges	55	52	12	13	3	36	-	-	-	-	171					
		Grand Total Dispositions	27	36	11	20	1	34	20	0	0	1	150					
		Total Non-Trial Dispositions	27	35	11	20	1	33	20	0	0	1	148					
		Total Trial Dispositions	0	1	0	0	0	1	0	0	0	0	2					
4th Judicial District	Elko County District Court	New Filings (cases)	46	31	12	9	50	20	13	0	0	0	181	0	80	0	31	
		Reopened (cases)	2	1	0	0	0	0	32	0	0	0	35					
		Charges	87	60	16	19	101	22	-	-	-	-	305					
		Grand Total Dispositions	23	28	9	7	49	19	42	0	0	0	177					
		Total Non-Trial Dispositions	22	28	9	7	49	19	33	0	0	0	167					
		Total Trial Dispositions	1	0	0	0	0	0	9	0	0	0	10					

^a May include termination of parental right actions filed through motion per NRS Chapter 128 in existing child abuse/neglect cases. These terminations through motion are not separately captured in the USJR statistics.

^b Totals reflect aggregate information from the Nevada District Courts. Information contained herein may reflect non-standard reporting and is noted by subsequent footnotes. Delinquency case types determined by the USJR charge hierarchy defined in the Nevada Courts Statistical Reporting Dictionary.

^c All Dependency/ Child Victim matters reported in the Child Abuse/Neglect Petition case type.

^d Detention hearings include extradition hearings counts.

^f Reopened (cases) not reported.

^g Includes administrative case closures.

NR Not reported.

Source: Uniform System for Judicial Records, Nevada AOC, Research and Statistics Unit.

Table B4. Juvenile Caseload Processed by District Courts in Nevada, Fiscal Year 2022.

District Court, Juvenile Non-Traffic Caseload (2 of 3)			Delinquency					Status Petition	Dependency/ Child Victim ^a				Totals	Hearings					
			Person	Property	Drug	Public Order	Other Delinquency		Child Abuse/ Neglect Petition	Dependent (no fault)	Other Dependency Child Victim	Miscellaneous Petition		Informal Hearings (Involving a Judicial Officer)	Detention Hearings	Extradition Hearings	Protective Custody Hearings		
5th Judicial District	Esmeralda County District Court	New Filings (cases)	0	0	0	0	0	0	0	0	0	0	0	0	0	0	0	0	
		Reopened (cases)	0	0	0	0	0	0	0	0	0	0	0	0	0	0	0	0	0
		Charges	0	0	0	0	0	0	-	-	-	-	-	-	0	0	0	0	0
		Grand Total Dispositions	0	1	0	0	0	0	0	0	0	0	0	0	1	0	0	0	0
	Total Non-Trial Dispositions	0	1	0	0	0	0	0	0	0	0	0	0	1	0	0	0	0	0
	Total Trial Dispositions	0	0	0	0	0	0	0	0	0	0	0	0	0	0	0	0	0	0
	Nye County District Court	New Filings (cases)	43	17	4	8	20	32	22	0	1	30	177	0	0	0	0	0	
		Reopened (cases)	0	0	0	0	0	1	0	0	0	0	1	0	0	0	0	0	0
Charges		63	31	4	8	22	32	-	-	-	-	160	0	0	0	0	0	0	
Grand Total Dispositions		24	4	3	3	10	18	7	0	0	12	81	0	0	0	0	0	0	
Total Non-Trial Dispositions	24	4	3	3	10	18	7	0	0	12	81	0	0	0	0	0	0	0	
Total Trial Dispositions	0	0	0	0	0	0	0	0	0	0	0	0	0	0	0	0	0	0	
6th Judicial District	Humboldt County District Court	New Filings (cases)	15	8	4	27	2	0	16	0	0	0	72	0	16	0	1	0	
		Reopened (cases)	1	0	0	0	0	0	0	0	0	0	1	0	0	0	0	0	0
		Charges	25	13	6	41	4	0	-	-	-	-	89	0	0	0	0	0	0
		Grand Total Dispositions	14	0	3	30	0	0	5	0	0	1	53	0	0	0	0	0	0
Total Non-Trial Dispositions	14	0	3	30	0	0	5	0	0	1	53	0	0	0	0	0	0	0	
Total Trial Dispositions	0	0	0	0	0	0	0	0	0	0	0	0	0	0	0	0	0	0	
7th Judicial District	Eureka County District Court	New Filings (cases)	1	0	0	0	0	0	1	0	0	4	6	0	0	0	0	0	
		Reopened (cases)	0	0	0	0	0	0	0	0	0	0	0	0	0	0	0	0	0
		Charges	2	0	0	0	0	0	-	-	-	-	2	0	0	0	0	0	0
		Grand Total Dispositions	0	0	0	0	0	0	0	0	0	0	0	0	0	0	0	0	0
	Total Non-Trial Dispositions	0	0	0	0	0	0	0	0	0	0	0	0	0	0	0	0	0	0
	Total Trial Dispositions	0	0	0	0	0	0	0	0	0	0	0	0	0	0	0	0	0	0
	Lincoln County District Court	New Filings (cases)	1	3	0	0	1	0	0	0	0	0	5	0	1	0	0	0	
		Reopened (cases)	0	1	0	0	1	0	0	0	0	0	2	0	0	0	0	0	
		Charges	1	9	0	0	2	0	-	-	-	-	12	0	0	0	0	0	
		Grand Total Dispositions	1	4	0	0	1	0	0	0	0	0	6	0	0	0	0	0	
	Total Non-Trial Dispositions	1	4	0	0	1	0	0	0	0	0	6	0	0	0	0	0	0	
	Total Trial Dispositions	0	0	0	0	0	0	0	0	0	0	0	0	0	0	0	0	0	
White Pine County District Court	New Filings (cases)	10	20	20	7	60	5	6	0	0	0	128	0	0	0	0	0		
	Reopened (cases)	4	0	1	0	0	0	0	0	0	0	5	0	0	0	0	0		
	Charges	13	26	26	9	70	5	-	-	-	-	149	0	0	0	0	0		
	Grand Total Dispositions	13	15	15	8	52	5	1	0	0	0	109	0	0	0	0	0		
Total Non-Trial Dispositions	13	15	15	8	52	5	1	0	0	0	109	0	0	0	0	0	0		
Total Trial Dispositions	0	0	0	0	0	0	0	0	0	0	0	0	0	0	0	0	0		

^a May include termination of parental right actions filed through motion per NRS Chapter 128 in existing child abuse/neglect cases. These terminations through motion are not separately captured in the USJR statistics.

Source: Uniform System for Judicial Records, Nevada AOC, Research and Statistics Unit.

Table B4. Juvenile Caseload Processed by District Courts in Nevada, Fiscal Year 2022.

District Court, Juvenile Non-Traffic Caseload (3 of 3)				Delinquency					Status Petition	Dependency/ Child Victim ^a				Totals	Hearings				
				Person	Property	Drug	Public Order	Other Delinquency		Child Abuse/ Neglect Petition	Dependent (no fault)	Other Dependency Child Victim	Miscellaneous Petition		Informal Hearings (Involving a Judicial Officer)	Detention Hearings	Extradition Hearings	Protective Custody Hearings	
8th Judicial District	Clark County	Clark County District Court	New Filings (cases)	1,324	510	165	169	489	NR	1,225	1	0	27	3,910	NR	1,569	1	1,481	
			Reopened (cases)	150	75	30	15	60		97	0	0	0	427					
			Charges	2,651	1,555	313	546	1,950		-	-	-	-	7,015					
			Grand Total Dispositions^{h,k}	2,232	2,250	658	477	2,277		1,333	2	0	10	9,239 ^{h,k}					
			Total Non-Trial Dispositions	2,204	2,237	656	472	2,274		1,204	2	0	9	9,058					
		Total Trial Dispositions	28	13	2	5	3		129	0	0	1	181						
9th Judicial District	Douglas County	Douglas County District Court	New Filings (cases)	19	13	4	2	53	0	7	0	2	16	116	0	6	0	0	
			Reopened (cases)	2	3	2	0	10	0	5	0	0	1	23					
			Charges	19	29	7	10	57	10	-	-	-	-	132					
			Grand Total Dispositions	9	14	6	2	41	0	7	0	3	14	96					
			Total Non-Trial Dispositions	9	14	6	2	41	0	7	0	3	14	96					
		Total Trial Dispositions	0	0	0	0	0	0	0	0	0	0	0						
10th Judicial District	Churchill County	Churchill County District Court	New Filings (cases)	43	10	5	16	7	18	10	0	0	0	109	128	24	0	4	
			Reopened (cases)	7	4	3	10	2	4	51	0	0	0	81					
			Charges	55	11	13	30	14	18	-	-	-	-	141					
			Grand Total Dispositions	32	12	6	26	8	18	58	0	0	0	160					
			Total Non-Trial Dispositions	32	12	6	26	8	18	57	0	0	0	159					
		Total Trial Dispositions	0	0	0	0	0	0	1	0	0	0	1						
11th Judicial District	Lander County	Lander County District Court	New Filings (cases)	0	0	0	2	8	0	1	0	0	0	11	0	1	0	0	
			Reopened (cases)	0	0	0	0	0	0	0	0	0	0	0	0				
			Charges	0	0	0	2	14	0	-	-	-	-	16					
			Grand Total Dispositions	0	2	0	0	14	0	0	0	0	0	16					
			Total Non-Trial Dispositions	0	2	0	0	14	0	0	0	0	0	16					
			Total Trial Dispositions	0	0	0	0	0	0	0	0	0	0	0					
	Mineral County	Mineral County District Court	New Filings (cases)	8	1	0	0	1	0	2	0	0	1	13	0	2	0	0	
			Reopened (cases)	0	0	0	0	0	0	0	0	1	0	1					
			Charges	8	1	0	0	11	0	-	-	-	-	20					
			Grand Total Dispositions	4	0	0	0	2	0	2	0	0	0	8					
			Total Non-Trial Dispositions	4	0	0	0	2	0	2	0	0	0	8					
			Total Trial Dispositions	0	0	0	0	0	0	0	0	0	0	0					
	Pershing County	Pershing County District Court	New Filings (cases)	4	3	5	0	2	0	1	0	0	19	34	0	11	0	0	
		Reopened (cases)	2	0	1	0	3	0	0	0	0	3	9						
		Charges	4	3	5	0	66	0	-	-	-	-	78						
		Grand Total Dispositions	7	4	4	0	5	0	1	0	0	20	41						
		Total Non-Trial Dispositions	7	4	4	0	5	0	1	0	0	20	41						
		Total Trial Dispositions	0	0	0	0	0	0	0	0	0	0	0						

^a May include termination of parental right actions filed through motion per NRS Chapter 128 in existing child abuse/neglect cases. These terminations through motion are not separately captured in the USJR statistics.

^h Court reported a large number of administrative closures (2,040 Person, 1,560 Property, 735 Drug, 614 Public Order, and 2,407 Other Delinquency dispositions). Because many of these dispositions are unrelated to the filings for the current fiscal year and in an effort to more accurately reflect actual dispositions of active cases, these administrative closures were not included in total dispositions but are provided in this footnote for general information.

^k Includes administrative case closures not related to footnote (h).

NR Not reported.

Source: Uniform System for Judicial Records, Nevada AOC, Research and Statistics Unit.

Table B5-1. Criminal Caseload Processed by Justice Courts in Nevada, Fiscal Year 2022.

Justice Court, Criminal Caseload, Aggregate (1 of 4)			Felony, Total	Gross Misdemeanor, Total	Misdemeanor (Non-Traffic), Total	Criminal Case Totals	Traffic and Parking Totals
Totals^a	Nevada Justice Courts	New Filings (cases)	26,223	4,262	30,114	60,599	233,109
		Reopened (cases)	2,109	561	2,636	5,306	957
		Charges	54,993	8,814	43,719	107,526	292,404
		Grand Total Dispositions	29,402	4,490	34,628	68,520	139,157
		Total Non-Trial Dispositions	29,399	4,488	34,434	68,321	138,956
		Total Trial Dispositions	3	2	194	199	201
1st Judicial District	Carson City Justice Court ^b	New Filings (cases)	872	146	944	1,962	7,097
		Reopened (cases)	6	2	4	12	2
		Charges	1,435	301	1,824	3,560	9,554
		Grand Total Dispositions	488	95	718	1,301	6,405
		Total Non-Trial Dispositions	488	95	706	1,289	6,398
	Total Trial Dispositions	0	0	12	12	7	
	Storey County Justice Court	New Filings (cases)	24	12	162	198	1,220
		Reopened (cases)	0	0	0	0	1
		Charges	30	19	189	238	1,720
		Grand Total Dispositions	21	10	168	199	1,149
Total Non-Trial Dispositions		21	10	162	193	1,138	
Total Trial Dispositions	0	0	6	6	11		
2nd Judicial District	Incline Village Justice Court	New Filings (cases)	29	7	106	142	1,444
		Reopened (cases)	6	0	47	53	23
		Charges	52	10	141	203	1,690
		Grand Total Dispositions	36	2	210	248	1,580
		Total Non-Trial Dispositions	36	2	206	244	1,576
	Total Trial Dispositions	0	0	4	4	4	
	Reno Justice Court	New Filings (cases)	2,875	518	1,377	4,770	14,204
		Reopened (cases)	501	106	608	1,215	448
		Charges	4,811	876	3,079	8,766	18,038
		Grand Total Dispositions	3,073	453	2,809	6,335	14,114
		Total Non-Trial Dispositions	3,073	453	2,784	6,310	14,085
	Total Trial Dispositions	0	0	25	25	29	
	Sparks Justice Court	New Filings (cases)	1,296	221	655	2,172	3,081
		Reopened (cases)	348	71	396	815	102
		Charges	2,179	413	1,523	4,115	4,610
		Grand Total Dispositions^c	1,538	279	1,781	3,598^c	3,737^c
		Total Non-Trial Dispositions	1,538	279	1,767	3,584	3,726
Total Trial Dispositions	0	0	14	14	11		
Wadsworth Justice Court	New Filings (cases)	0	0	81	81	1,702	
	Reopened (cases)	0	0	7	7	29	
	Charges	0	0	87	87	2,197	
	Grand Total Dispositions	0	0	67	67	1,693	
	Total Non-Trial Dispositions	0	0	66	66	1,677	
Total Trial Dispositions	0	0	1	1	16		
3rd Judicial District	Canal Justice Court	New Filings (cases)	153	31	275	459	468
		Reopened (cases)	5	0	3	8	2
		Charges	280	74	343	697	730
		Grand Total Dispositions	170	37	252	459	454
		Total Non-Trial Dispositions	170	37	250	457	454
	Total Trial Dispositions	0	0	2	2	0	
	Dayton Justice Court	New Filings (cases)	73	20	270	363	1,207
		Reopened (cases)	1	0	0	1	3
		Charges	117	33	350	500	1,584
		Grand Total Dispositions	75	28	258	361	1,385
		Total Non-Trial Dispositions	75	28	256	359	1,385
	Total Trial Dispositions	0	0	2	2	0	
	Walker River Justice Court	New Filings (cases)	62	11	266	339	1,444
Reopened (cases)		2	0	0	2	2	
Charges		89	16	392	497	1,859	
Grand Total Dispositions		63	9	295	367	1,487	
Total Non-Trial Dispositions		63	9	295	367	1,487	
Total Trial Dispositions	0	0	0	0	0		

^a Totals reflect aggregate information from the Nevada Justice Courts. Information contained herein may reflect non-standard reporting and is noted by subsequent footnotes. Case types determined by the USJR charge hierarchy defined in the Nevada Courts Statistical Reporting Dictionary.

^b Carson City Justice Court includes Municipal Court information.

^c Includes administrative case closures.

Source: Uniform System for Judicial Records, Nevada AOC, Research and Statistics Unit.

Table B5-1. Criminal Caseload Processed by Justice Courts in Nevada, Fiscal Year 2022.

Justice Court, Criminal Caseload, Aggregate (2 of 4)			Felony, Total	Gross Misdemeanor, Total	Misdemeanor (Non-Traffic), Total	Criminal Case Totals	Traffic and Parking Totals	
4th Judicial District	Elko County	Carlin Justice Court	New Filings (cases)	0	1	66	67	689
			Reopened (cases)	0	0	0	0	0
			Charges	0	1	96	97	784
			Grand Total Dispositions	0	0	69	69	633
			Total Non-Trial Dispositions	0	0	68	68	631
		Total Trial Dispositions	0	0	1	1	2	
		Eastline Justice Court	New Filings (cases)	0	0	123	123	289
			Reopened (cases)	0	0	18	18	8
			Charges	0	0	180	180	397
			Grand Total Dispositions	0	0	119	119	200
			Total Non-Trial Dispositions	0	0	117	117	200
		Total Trial Dispositions	0	0	2	2	0	
		Elko Justice Court	New Filings (cases)	519	75	634	1,228	4,593
			Reopened (cases)	50	11	221	282	97
			Charges	999	175	981	2,155	5,463
			Grand Total Dispositions	522	69	818	1,409	4,180
Total Non-Trial Dispositions	522		69	806	1,397	4,171		
Total Trial Dispositions	0	0	12	12	9			
Wells Justice Court	New Filings (cases)	1	0	105	106	2,673		
	Reopened (cases)	0	0	0	0	2		
	Charges	1	0	127	128	3,017		
	Grand Total Dispositions	0	0	107	107	2,548		
	Total Non-Trial Dispositions	0	0	107	107	2,546		
Total Trial Dispositions	0	0	0	0	2			
5th Judicial District	Esmeralda County	Esmeralda Justice Court	New Filings (cases)	17	1	14	32	1,459
			Reopened (cases)	0	0	0	0	0
			Charges	47	1	24	72	1,732
			Grand Total Dispositions	8	1	5	14	1,423
			Total Non-Trial Dispositions	7	1	3	11	1,417
	Total Trial Dispositions	1	0	2	3	6		
	Nye County	Beatty Justice Court	New Filings (cases)	14	9	56	79	969
			Reopened (cases)	0	0	0	0	1
			Charges	36	13	59	108	1,126
			Grand Total Dispositions^c	21	4	66	91 ^c	898
			Total Non-Trial Dispositions	21	4	66	91	897
	Total Trial Dispositions	0	0	0	0	1		
	Nye County	Pahrump Justice Court	New Filings (cases)	629	126	817	1,572	2,217
			Reopened (cases)	40	8	68	116	59
			Charges	980	248	957	2,185	2,903
			Grand Total Dispositions	446	75	707	1,228	2,353
Total Non-Trial Dispositions			446	75	699	1,220	2,351	
Total Trial Dispositions	0	0	8	8	2			
Nye County	Tonopah Justice Court	New Filings (cases)	29	10	77	116	1,161	
		Reopened (cases)	2	0	0	2	1	
		Charges	36	14	81	131	1,429	
		Grand Total Dispositions	28	4	78	110	1,170	
		Total Non-Trial Dispositions	28	4	78	110	1,170	
Total Trial Dispositions	0	0	0	0	0			
6th Judicial District	Humboldt County	Union Justice Court	New Filings (cases)	122	16	285	423	3,621
			Reopened (cases)	3	0	1	4	8
			Charges	214	25	359	598	4,344
			Grand Total Dispositions	90	18	287	395	3,390
			Total Non-Trial Dispositions	90	18	283	391	3,387
Total Trial Dispositions	0	0	4	4	3			

^c Includes administrative case closures.

Source: Uniform System for Judicial Records, Nevada AOC, Research and Statistics Unit.

Table B5-1. Criminal Caseload Processed by Justice Courts in Nevada, Fiscal Year 2022.

Justice Court, Criminal Caseload, Aggregate (3 of 4)			Felony, Total	Gross Misdemeanor, Total	Misdemeanor (Non-Traffic), Total	Criminal Case Totals	Traffic and Parking Totals	
7th Judicial District	Eureka County	New Filings (cases)	9	3	23	35	536	
		Reopened (cases)	0	0	0	0	0	
		Charges	10	4	37	51	585	
		Grand Total Dispositions	10	3	19	32	464	
		Total Non-Trial Dispositions	10	3	17	30	459	
	Total Trial Dispositions	0	0	2	2	5		
	Lincoln County	Meadow Valley Justice Court	New Filings (cases)	43	11	49	103	1,067
			Reopened (cases)	2	0	0	2	0
			Charges	85	23	109	217	1,141
			Grand Total Dispositions	32	5	63	100	1,035
			Total Non-Trial Dispositions	32	5	63	100	1,034
		Total Trial Dispositions	0	0	0	0	1	
		Pahrnagat Valley Justice Court	New Filings (cases)	21	3	24	48	2,808
			Reopened (cases)	0	0	1	1	11
			Charges	34	12	37	83	3,019
Grand Total Dispositions			8	2	23	33	2,644	
Total Non-Trial Dispositions	8		2	23	33	2,642		
Total Trial Dispositions	0	0	0	0	2			
White Pine County	Ely Justice Court	New Filings (cases)	179	15	126	320	1,420	
		Reopened (cases)	2	0	1	3	0	
		Charges	316	59	164	539	1,603	
		Grand Total Dispositions	180	16	131	327	1,356	
		Total Non-Trial Dispositions	180	16	124	320	1,354	
Total Trial Dispositions	0	0	7	7	2			
8th Judicial District	Boulder Justice Court	New Filings (cases)	52	10	45	107	1,493	
		Reopened (cases)	0	0	0	0	0	
		Charges	136	21	56	213	1,688	
		Grand Total Dispositions	60	6	47	113	1,575	
		Total Non-Trial Dispositions	60	6	47	113	1,575	
		Total Trial Dispositions	0	0	0	0	0	
		Bunkerville Justice Court	New Filings (cases)	7	0	14	21	1,245
			Reopened (cases)	0	0	0	0	8
			Charges	8	3	17	28	1,422
			Grand Total Dispositions	4	0	11	15	1,136
	Total Non-Trial Dispositions		4	0	10	14	1,136	
	Total Trial Dispositions	0	0	1	1	0		
	Goodsprings Justice Court	New Filings (cases)	56	5	328	389	6,142	
		Reopened (cases)	1	0	3	4	46	
		Charges	115	8	354	477	7,347	
		Grand Total Dispositions^c	57	4	400	461 ^c	8,780 ^c	
		Total Non-Trial Dispositions	57	4	399	460	8,778	
		Total Trial Dispositions	0	0	1	1	2	
	Henderson Justice Court	New Filings (cases)	1,114	176	321	1,611	2,646	
		Reopened (cases)	31	2	1	34	25	
		Charges	2,991	468	723	4,182	3,513	
Grand Total Dispositions		1,316	183	444	1,943	2,970		
Total Non-Trial Dispositions		1,316	183	442	1,941	2,969		
Total Trial Dispositions		0	0	2	2	1		
Las Vegas Justice Court	New Filings (cases)	15,360	2,403	20,322	38,085	142,055		
	Reopened (cases)	1,068	355	1,129	2,552	0 ^d		
	Charges	34,871	5,023	27,641	67,535	179,708		
	Grand Total Dispositions	18,093	2,717	21,817	42,627	41,944 ^{f,g}		
	Total Non-Trial Dispositions	18,091	2,716	21,777	42,584	41,934		
Total Trial Dispositions	2	1	40	43	10			
Laughlin Justice Court	New Filings (cases)	116	10	261	387	4,836		
	Reopened (cases)	0	0	0	0	2		
	Charges	236	43	333	612	5,645		
	Grand Total Dispositions	128	10	247	385	7,333 ^c		
	Total Non-Trial Dispositions	128	10	247	385	7,333		
Total Trial Dispositions	0	0	0	0	0			
Mesquite Justice Court	New Filings (cases)	169	17	4	190	6		
	Reopened (cases)	0	0	0	0	0		
	Charges	341	59	30	430	15		
	Grand Total Dispositions^c	263	18	4	285 ^c	3		
	Total Non-Trial Dispositions	263	18	4	285	3		
Total Trial Dispositions	0	0	0	0	0			

^c Includes administrative case closures.

^d Reopened cases under-reported.

^f Court reported a large number of administrative closures (170,134 traffic and 193 parking dispositions). Because many of these dispositions are unrelated to the filings for the current fiscal year and in an effort to more accurately reflect actual dispositions of active cases, these administrative closures were not included in total dispositions but are provided in this footnote for general information.

^g Disposition data incomplete due to the development of a new online platform and limited IT programming resources needed to implement improved business processes. Complete data will be updated in future Annual Report publications.

Source: Uniform System for Judicial Records, Nevada AOC, Research and Statistics Unit.

Table B5-1. Criminal Caseload Processed by Justice Courts in Nevada, Fiscal Year 2022.

Justice Court, Criminal Caseload, Aggregate (4 of 4)				Felony, Total	Gross Misdemeanor, Total	Misdemeanor (Non-Traffic), Total	Criminal Case Totals	Traffic and Parking Totals
8th Judicial District Cont.	Clark County Cont.	Moapa Justice Court	New Filings (cases)	23	3	46	72	1,555
			Reopened (cases)	0	0	0	0	3
			Charges	50	4	56	110	1,848
			Grand Total Dispositions ^c	19	2	98	119 ^c	2,556 ^c
			Total Non-Trial Dispositions	19	2	98	119	2,552
		Total Trial Dispositions	0	0	0	0	4	
		Moapa Valley Justice Court	New Filings (cases)	20	0	83	103	999
			Reopened (cases)	0	0	1	1	3
			Charges	47	2	167	216	1,141
			Grand Total Dispositions ^c	24	0	107	131 ^c	1,177 ^c
			Total Non-Trial Dispositions	24	0	107	131	1,175
		Total Trial Dispositions	0	0	0	0	2	
		North Las Vegas Justice Court	New Filings (cases)	1,526	270	288	2,084	602
			Reopened (cases)	9	4	1	14	2
			Charges	3,012	577	690	4,279	1,092
			Grand Total Dispositions ^c	1,883	311	317	2,511 ^c	620
Total Non-Trial Dispositions	1,883		311	317	2,511	620		
Total Trial Dispositions	0	0	0	0	0			
Searchlight Justice Court	New Filings (cases)	8	5	107	120	4,745		
	Reopened (cases)	0	0	0	0	10		
	Charges	13	9	114	136	5,304		
	Grand Total Dispositions	9	2	86	97	5,742		
	Total Non-Trial Dispositions	9	2	81	92	5,702		
Total Trial Dispositions	0	0	5	5	40			
9th Judicial District	Douglas County	East Fork Justice Court	New Filings (cases)	219	36	652	907	2,445
			Reopened (cases)	21	2	105	128	45
			Charges	333	63	827	1,223	3,291
			Grand Total Dispositions	221	35	684	940	2,356
			Total Non-Trial Dispositions	221	34	662	917	2,345
		Total Trial Dispositions	0	1	22	23	11	
		Tahoe Justice Court	New Filings (cases)	87	11	322	420	1,198
			Reopened (cases)	1	0	16	17	5
			Charges	148	17	409	574	1,515
			Grand Total Dispositions	107	14	433	554	1,130
Total Non-Trial Dispositions	107		14	425	546	1,128		
Total Trial Dispositions	0	0	8	8	2			
10th Judicial District	Churchill County	New River Justice Court	New Filings (cases)	266	53	406	725	3,772
			Reopened (cases)	1	0	0	1	2
			Charges	526	127	498	1,151	4,680
			Grand Total Dispositions	265	51	439	755	3,725
			Total Non-Trial Dispositions	265	51	430	746	3,711
Total Trial Dispositions	0	0	9	9	14			
11th Judicial District	Lander County	Argenta Justice Court	New Filings (cases)	18	4	107	129	186
			Reopened (cases)	3	0	0	3	0
			Charges	26	4	127	157	225
			Grand Total Dispositions ^c	22	7	128	157 ^c	278 ^c
			Total Non-Trial Dispositions	22	7	127	156	278
		Total Trial Dispositions	0	0	1	1	0	
		Austin Justice Court	New Filings (cases)	1	1	6	8	756
			Reopened (cases)	0	0	0	0	0
			Charges	1	1	6	8	847
			Grand Total Dispositions ^c	0	1	107	108 ^c	794
	Total Non-Trial Dispositions		0	1	107	108	794	
	Total Trial Dispositions	0	0	0	0	0		
	Mineral County	Hawthorne Justice Court	New Filings (cases)	162	15	154	331	2,683
			Reopened (cases)	6	0	5	11	7
			Charges	314	56	377	747	3,159
			Grand Total Dispositions	62	7	71	140	2,265
Total Non-Trial Dispositions			62	7	71	140	2,265	
Total Trial Dispositions	0	0	0	0	0			
Pershing County	Lake Justice Court	New Filings (cases)	52	7	113	172	376	
		Reopened (cases)	0	0	0	0	0	
		Charges	74	12	155	241	439	
		Grand Total Dispositions ^c	60	12	138	210 ^c	475 ^c	
		Total Non-Trial Dispositions	60	12	137	209	473	
Total Trial Dispositions	0	0	1	1	2			

^c Includes administrative case closures.

Source: Uniform System for Judicial Records, Nevada AOC, Research and Statistics Unit.

Table B5-2. Criminal Caseload Processed by Justice Courts in Nevada, Fiscal Year 2022.

Justice Court, Criminal Caseload, Felony (1 of 6)			Crimes Against Persons, Felony	Domestic Violence, Felony	Older/Vulnerable Persons Abuse, Felony	Child Abuse & Neglect, Felony	Protection Order Violation, Felony	Crimes Against Property, Felony	Drugs, Felony	Weapons, Felony	Public Order, Felony	Motor Vehicle - DUI, Felony	Motor Vehicle - Reckless, Felony	Motor Vehicle - Other, Felony	Other, Felony
Totals^a	Nevada Justice Courts	New Filings (cases)	6,271	2,278	109	948	65	8,029	5,512	1,632	300	435	28	252	364
		Reopened (cases)	409	269	4	109	2	592	517	118	8	40	1	19	21
		Charges	12,191	3,543	194	1,731	92	20,411	9,677	4,773	550	533	118	561	619
		Grand Total Dispositions	7,015	2,534	123	1,114	74	9,073	6,221	1,796	257	529	30	251	385
		Total Non-Trial Dispositions	7,015	2,534	123	1,114	74	9,073	6,219	1,796	257	529	29	251	385
Total Trial Dispositions	0	0	0	0	0	0	2	0	0	0	0	1	0	0	
1st Judicial District	Carson City Justice Court^b	New Filings (cases)	117	15	2	37	5	157	468	24	0	8	1	14	24
		Reopened (cases)	3	0	0	1	0	0	2	0	0	0	0	0	0
		Charges	211	19	2	65	6	280	697	76	6	9	4	22	38
		Grand Total Dispositions	88	11	3	19	3	110	218	14	0	5	0	2	15
		Total Non-Trial Dispositions	88	11	3	19	3	110	218	14	0	5	0	2	15
	Total Trial Dispositions	0	0	0	0	0	0	0	0	0	0	0	0	0	
	Storey County Justice Court	New Filings (cases)	8	0	0	0	1	6	6	1	0	1	0	1	0
		Reopened (cases)	0	0	0	0	0	0	0	0	0	0	0	0	0
		Charges	11	0	0	0	1	7	7	2	0	1	0	1	0
		Grand Total Dispositions	3	0	0	0	0	10	7	0	0	1	0	0	0
Total Non-Trial Dispositions		3	0	0	0	0	10	7	0	0	1	0	0	0	
Total Trial Dispositions	0	0	0	0	0	0	0	0	0	0	0	0	0		
2nd Judicial District	Incline Village Justice Court	New Filings (cases)	4	0	0	0	0	8	16	0	0	0	0	1	0
		Reopened (cases)	0	0	0	0	0	1	5	0	0	0	0	0	0
		Charges	6	0	0	0	0	18	24	3	0	0	0	1	0
		Grand Total Dispositions	4	1	0	3	1	8	18	0	0	0	0	1	0
		Total Non-Trial Dispositions	4	1	0	3	1	8	18	0	0	0	0	1	0
	Total Trial Dispositions	0	0	0	0	0	0	0	0	0	0	0	0	0	
	Reno Justice Court	New Filings (cases)	697	137	12	132	2	808	836	77	10	72	4	30	58
		Reopened (cases)	137	69	1	37	0	98	126	13	1	9	0	6	4
		Charges	1,031	195	14	202	3	1,325	1,481	288	28	89	7	60	88
		Grand Total Dispositions	762	201	8	179	3	827	822	87	14	74	4	31	61
		Total Non-Trial Dispositions	762	201	8	179	3	827	822	87	14	74	4	31	61
	Total Trial Dispositions	0	0	0	0	0	0	0	0	0	0	0	0	0	
	Sparks Justice Court	New Filings (cases)	213	61	0	56	5	406	427	52	1	27	0	20	28
		Reopened (cases)	48	49	0	18	1	99	106	13	2	6	0	5	1
		Charges	330	84	0	77	11	749	665	164	4	30	1	29	35
Grand Total Dispositions^c		255	115	0	84	8	476	455	54	4	39	0	29	19	
Total Non-Trial Dispositions		255	115	0	84	8	476	455	54	4	39	0	29	19	
Total Trial Dispositions	0	0	0	0	0	0	0	0	0	0	0	0	0		
Wadsworth Justice Court	New Filings (cases)	0	0	0	0	0	0	0	0	0	0	0	0	0	
	Reopened (cases)	0	0	0	0	0	0	0	0	0	0	0	0	0	
	Charges	0	0	0	0	0	0	0	0	0	0	0	0	0	
	Grand Total Dispositions	0	0	0	0	0	0	0	0	0	0	0	0	0	
	Total Non-Trial Dispositions	0	0	0	0	0	0	0	0	0	0	0	0	0	
Total Trial Dispositions	0	0	0	0	0	0	0	0	0	0	0	0	0		

^a Totals reflect aggregate information from the Nevada Justice Courts. Information contained herein may reflect non-standard reporting and is noted by subsequent footnotes. Case types determined by the USJR charge hierarchy defined in the Nevada Courts Statistical Reporting Dictionary.

^b Carson City Justice Court includes Municipal Court information.

^c Includes administrative case closures.

Source: Uniform System for Judicial Records, Nevada AOC, Research and Statistics Unit.

Table B5-2. Criminal Caseload Processed by Justice Courts in Nevada, Fiscal Year 2022.

Justice Court, Criminal Caseload, Felony (2 of 6)			Crimes Against Persons, Felony	Domestic Violence, Felony	Older/Vulnerable Persons Abuse, Felony	Child Abuse & Neglect, Felony	Protection Order Violation, Felony	Crimes Against Property, Felony	Drugs, Felony	Weapons, Felony	Public Order, Felony	Motor Vehicle - DUI, Felony	Motor Vehicle - Reckless, Felony	Motor Vehicle - Other, Felony	Other, Felony		
3rd Judicial District	Lyon County	Canal Justice Court	New Filings (cases)	26	0	0	2	2	56	50	10	0	5	0	1	1	
			Reopened (cases)	2	0	0	0	0	2	1	0	0	0	0	0	0	0
			Charges	46	0	0	2	2	127	76	17	0	5	0	4	4	1
			Grand Total Dispositions	22	0	0	0	3	68	54	9	0	8	1	4	4	1
			Total Non-Trial Dispositions	22	0	0	0	3	68	54	9	0	8	1	4	4	1
			Total Trial Dispositions	0	0	0	0	0	0	0	0	0	0	0	0	0	0
			Dayton Justice Court	New Filings (cases)	17	1	0	1	1	17	24	6	0	2	0	2	2
			Reopened (cases)	0	0	0	0	0	1	0	0	0	0	0	0	0	0
			Charges	39	2	0	2	1	24	29	12	0	2	0	4	4	2
		Grand Total Dispositions	13	3	1	3	2	18	21	6	0	6	0	0	0	2	
		Total Non-Trial Dispositions	13	3	1	3	2	18	21	6	0	6	0	0	0	2	
		Total Trial Dispositions	0	0	0	0	0	0	0	0	0	0	0	0	0	0	
		Walker River Justice Court	New Filings (cases)	11	1	0	0	2	13	27	4	0	1	0	0	3	
		Reopened (cases)	0	0	0	0	0	1	0	0	0	1	0	0	0	0	
		Charges	12	1	0	0	2	22	30	14	0	1	0	3	4	4	
	Grand Total Dispositions	12	1	0	1	2	11	25	4	0	3	1	0	3	3		
	Total Non-Trial Dispositions	12	1	0	1	2	11	25	4	0	3	1	0	3	3		
	Total Trial Dispositions	0	0	0	0	0	0	0	0	0	0	0	0	0	0		
4th Judicial District	Elko County	Carlin Justice Court	New Filings (cases)	0	0	0	0	0	0	0	0	0	0	0	0	0	
			Reopened (cases)	0	0	0	0	0	0	0	0	0	0	0	0	0	
			Charges	0	0	0	0	0	0	0	0	0	0	0	0	0	
			Grand Total Dispositions	0	0	0	0	0	0	0	0	0	0	0	0	0	
			Total Non-Trial Dispositions	0	0	0	0	0	0	0	0	0	0	0	0	0	
			Total Trial Dispositions	0	0	0	0	0	0	0	0	0	0	0	0	0	
			Eastline Justice Court	New Filings (cases)	0	0	0	0	0	0	0	0	0	0	0	0	0
			Reopened (cases)	0	0	0	0	0	0	0	0	0	0	0	0	0	
			Charges	0	0	0	0	0	0	0	0	0	0	0	0	0	
			Grand Total Dispositions	0	0	0	0	0	0	0	0	0	0	0	0	0	
			Total Non-Trial Dispositions	0	0	0	0	0	0	0	0	0	0	0	0	0	
			Total Trial Dispositions	0	0	0	0	0	0	0	0	0	0	0	0	0	
		Elko Justice Court	New Filings (cases)	87	7	5	8	2	160	206	8	1	8	1	11	15	
		Reopened (cases)	11	0	0	6	0	15	15	0	0	3	0	0	0		
		Charges	134	12	5	17	2	365	353	43	3	11	5	24	25		
	Grand Total Dispositions	93	4	4	11	3	157	202	7	1	15	2	10	13			
	Total Non-Trial Dispositions	93	4	4	11	3	157	202	7	1	15	2	10	13			
	Total Trial Dispositions	0	0	0	0	0	0	0	0	0	0	0	0	0			
	Wells Justice Court	New Filings (cases)	0	0	0	0	0	0	0	0	0	1	0	0	0		
	Reopened (cases)	0	0	0	0	0	0	0	0	0	0	0	0	0			
	Charges	0	0	0	0	0	0	0	0	0	1	0	0	0			
	Grand Total Dispositions	0	0	0	0	0	0	0	0	0	0	0	0	0			
	Total Non-Trial Dispositions	0	0	0	0	0	0	0	0	0	0	0	0	0			
	Total Trial Dispositions	0	0	0	0	0	0	0	0	0	0	0	0	0			

Source: Uniform System for Judicial Records, Nevada AOC, Research and Statistics Unit.

Table B5-2. Criminal Caseload Processed by Justice Courts in Nevada, Fiscal Year 2022.

Justice Court, Criminal Caseload, Felony (3 of 6)			Crimes Against Persons, Felony	Domestic Violence, Felony	Older/Vulnerable Persons Abuse, Felony	Child Abuse & Neglect, Felony	Protection Order Violation, Felony	Crimes Against Property, Felony	Drugs, Felony	Weapons, Felony	Public Order, Felony	Motor Vehicle - DUI, Felony	Motor Vehicle - Reckless, Felony	Motor Vehicle - Other, Felony	Other, Felony		
5th Judicial District	Esmeralda County	Esmeralda Justice Court	New Filings (cases)	1	0	0	2	0	2	9	0	0	0	0	3		
			Reopened (cases)	0	0	0	0	0	0	0	0	0	0	0	0	0	
			Charges	3	0	0	6	0	2	31	0	0	0	0	0	5	
			Grand Total Dispositions	0	0	0	1	0	1	3	0	0	0	1	0	2	
			Total Non-Trial Dispositions	0	0	0	1	0	1	3	0	0	0	0	0	2	
		Total Trial Dispositions	0	0	0	0	0	0	0	0	0	0	1	0	0		
	Nye County	Beatty Justice Court	New Filings (cases)	5	0	0	0	0	3	3	0	0	1	2	0	0	
			Reopened (cases)	0	0	0	0	0	0	0	0	0	0	0	0	0	
			Charges	13	2	0	1	0	3	4	3	0	1	8	0	1	
			Grand Total Dispositions^c	5	0	0	1	1	6	6	1	0	0	0	0	1	
			Total Non-Trial Dispositions	5	0	0	1	1	6	6	1	0	0	0	0	1	
			Total Trial Dispositions	0	0	0	0	0	0	0	0	0	0	0	0	0	
		Pahrump Justice Court	New Filings (cases)	176	18	6	27	5	191	126	19	0	0	8	0	0	53
			Reopened (cases)	11	4	1	0	0	10	10	1	0	0	0	0	0	3
			Charges	264	22	12	38	5	322	191	44	1	8	0	0	73	
Grand Total Dispositions			114	17	3	14	1	120	109	15	0	7	0	0	46		
Total Non-Trial Dispositions	114		17	3	14	1	120	109	15	0	7	0	0	46			
	Total Trial Dispositions	0	0	0	0	0	0	0	0	0	0	0	0	0			
Tonopah Justice Court	New Filings (cases)	9	4	0	0	0	8	4	0	0	0	0	0	2	2		
	Reopened (cases)	0	0	0	0	0	0	0	0	0	0	2	0	0	0		
	Charges	10	4	0	0	0	8	8	0	0	0	1	2	3			
	Grand Total Dispositions	9	6	0	0	1	4	5	0	0	0	0	0	1			
	Total Non-Trial Dispositions	9	6	0	0	1	4	5	0	0	0	0	0	1			
	Total Trial Dispositions	0	0	0	0	0	0	0	0	0	0	0	0	0			
6th Judicial District	Humboldt County	Union Justice Court	New Filings (cases)	25	3	0	1	4	27	51	1	0	0	0	8	2	
			Reopened (cases)	0	0	0	0	0	1	2	0	0	0	0	0	0	
			Charges	73	3	0	1	5	33	78	8	0	0	0	10	3	
			Grand Total Dispositions	19	2	1	0	4	24	34	3	0	3	0	0	0	
			Total Non-Trial Dispositions	19	2	1	0	4	24	34	3	0	3	0	0	0	
	Total Trial Dispositions	0	0	0	0	0	0	0	0	0	0	0	0	0			
7th Judicial District	Eureka County	Eureka Justice Court	New Filings (cases)	1	0	0	3	0	0	4	0	0	1	0	0	0	
			Reopened (cases)	0	0	0	0	0	0	0	0	0	0	0	0	0	
			Charges	1	0	0	3	0	0	5	0	0	1	0	0	0	
			Grand Total Dispositions	1	0	0	2	0	1	3	0	0	2	0	0	1	
			Total Non-Trial Dispositions	1	0	0	2	0	1	3	0	0	2	0	0	1	
	Total Trial Dispositions	0	0	0	0	0	0	0	0	0	0	0	0	0			

^c Includes administrative case closures.

Source: Uniform System for Judicial Records, Nevada AOC, Research and Statistics Unit.

Table B5-2. Criminal Caseload Processed by Justice Courts in Nevada, Fiscal Year 2022.

Justice Court, Criminal Caseload, Felony (4 of 6)			Crimes Against Persons,	Domestic Violence,	Older/Vulnerable Persons	Child Abuse & Neglect,	Protection Order Violation,	Crimes Against Property,	Drugs,	Weapons,	Public Order,	Motor Vehicle - DUI,	Motor Vehicle - Reckless,	Motor Vehicle - Other,	Other,		
			Felony	Felony	Abuse, Felony	Felony	Felony	Felony	Felony	Felony	Felony	Felony	Felony	Felony	Felony	Felony	
7th Judicial District Cont.	Lincoln County	Meadow Valley Justice Court	New Filings (cases)	13	4	1	0	0	13	5	1	0	2	1	0	3	
			Reopened (cases)	0	1	0	0	0	0	0	0	0	0	0	0	0	1
			Charges	21	6	3	0	0	33	9	4	0	2	1	1	1	5
			Grand Total Dispositions	12	3	0	0	0	10	3	1	0	1	1	0	0	1
			Total Non-Trial Dispositions	12	3	0	0	0	10	3	1	0	1	1	0	0	1
			Total Trial Dispositions	0	0	0	0	0	0	0	0	0	0	0	0	0	0
		Pahrangat Valley Justice Court	New Filings (cases)	0	0	0	1	0	13	1	2	0	2	0	1	1	
		Reopened (cases)	0	0	0	0	0	0	0	0	0	0	0	0	0	0	
		Charges	0	0	0	1	0	25	2	2	0	2	0	1	1		
		Grand Total Dispositions	0	0	0	1	0	1	2	1	0	0	0	2	1		
		Total Non-Trial Dispositions	0	0	0	1	0	1	2	1	0	0	0	0	2	1	
		Total Trial Dispositions	0	0	0	0	0	0	0	0	0	0	0	0	0	0	
		White Pine County	Ely Justice Court	New Filings (cases)	34	9	1	6	0	29	66	4	0	5	1	4	20
			Reopened (cases)	0	0	0	0	0	0	2	0	0	0	0	0	0	
		Charges	55	13	1	6	0	48	119	26	0	5	1	8	34		
		Grand Total Dispositions	39	9	1	5	0	27	69	7	0	5	0	2	16		
		Total Non-Trial Dispositions	39	9	1	5	0	27	69	7	0	5	0	2	16		
		Total Trial Dispositions	0	0	0	0	0	0	0	0	0	0	0	0	0		
8th Judicial District	Clark County	Boulder Justice Court	New Filings (cases)	11	3	1	5	1	21	2	5	0	1	0	1	1	
			Reopened (cases)	0	0	0	0	0	0	0	0	0	0	0	0	0	
			Charges	23	4	1	6	2	80	4	10	0	1	0	2	3	
			Grand Total Dispositions	10	4	1	6	3	22	9	3	0	1	0	0	1	
			Total Non-Trial Dispositions	10	4	1	6	3	22	9	3	0	1	0	0	1	
			Total Trial Dispositions	0	0	0	0	0	0	0	0	0	0	0	0	0	
			Bunkerville Justice Court	New Filings (cases)	2	1	0	1	0	0	2	0	1	0	0	0	0
			Reopened (cases)	0	0	0	0	0	0	0	0	0	0	0	0	0	
			Charges	2	1	0	1	0	0	2	0	2	0	0	0	0	
			Grand Total Dispositions	1	0	0	0	0	0	2	0	1	0	0	0	0	
			Total Non-Trial Dispositions	1	0	0	0	0	0	2	0	1	0	0	0	0	
			Total Trial Dispositions	0	0	0	0	0	0	0	0	0	0	0	0	0	
		Goodsprings Justice Court	New Filings (cases)	5	3	0	1	0	22	15	3	0	3	2	2	0	
		Reopened (cases)	0	0	0	0	0	0	1	0	0	0	0	0	0		
	Charges	13	3	0	1	0	42	38	7	0	3	3	5	0			
	Grand Total Dispositions^c	10	2	0	1	1	20	15	6	0	0	0	1	1			
	Total Non-Trial Dispositions	10	2	0	1	1	20	15	6	0	0	0	1	1			
	Total Trial Dispositions	0	0	0	0	0	0	0	0	0	0	0	0	0			
	Henderson Justice Court	New Filings (cases)	256	198	11	53	1	412	113	50	3	11	1	4	1		
	Reopened (cases)	14	4	1	1	0	7	2	1	1	0	0	0	0			
	Charges	497	277	17	85	3	1,706	218	142	6	14	5	19	2			
	Grand Total Dispositions	295	175	9	70	5	524	167	45	4	11	1	8	2			
	Total Non-Trial Dispositions	295	175	9	70	5	524	167	45	4	11	1	8	2			
	Total Trial Dispositions	0	0	0	0	0	0	0	0	0	0	0	0	0			

^c Includes administrative case closures.

Source: Uniform System for Judicial Records, Nevada AOC, Research and Statistics Unit.

Table B5-2. Criminal Caseload Processed by Justice Courts in Nevada, Fiscal Year 2022.

Justice Court, Criminal Caseload, Felony (5 of 6)		Crimes Against Persons, Felony	Domestic Violence, Felony	Older/Vulnerable Persons Abuse, Felony	Child Abuse & Neglect, Felony	Protection Order Violation, Felony	Crimes Against Property, Felony	Drugs, Felony	Weapons, Felony	Public Order, Felony	Motor Vehicle - DUI, Felony	Motor Vehicle - Reckless, Felony	Motor Vehicle - Other, Felony	Other, Felony		
8th Judicial District Cont.	Clark County Cont.	Las Vegas Justice Court	New Filings (cases)	3,935	1,642	61	478	26	4,930	2,327	1,223	272	217	9	120	120
			Reopened (cases)	176	141	1	46	1	346	232	89	4	11	1	8	12
			Charges	8,127	2,586	124	1,001	35	13,773	4,319	3,538	474	278	65	304	247
			Grand Total Dispositions	4,571	1,791	84	577	22	5,797	3,042	1,386	224	294	14	126	165
			Total Non-Trial Dispositions	4,571	1,791	84	577	22	5,797	3,040	1,386	224	294	14	126	165
		Total Trial Dispositions	0	0	0	0	0	0	2	0	0	0	0	0	0	
		Laughlin Justice Court	New Filings (cases)	30	13	0	6	0	49	11	5	0	1	0	0	1
			Reopened (cases)	0	0	0	0	0	0	0	0	0	0	0	0	0
			Charges	73	20	0	8	0	78	21	33	0	1	0	1	1
			Grand Total Dispositions	38	7	0	3	2	50	19	5	1	1	0	1	1
	Total Non-Trial Dispositions		38	7	0	3	2	50	19	5	1	1	0	1	1	
	Total Trial Dispositions	0	0	0	0	0	0	0	0	0	0	0	0	0		
	Mesquite Justice Court	New Filings (cases)	10	7	1	3	2	63	81	1	1	0	0	0	0	
		Reopened (cases)	0	0	0	0	0	0	0	0	0	0	0	0	0	
		Charges	41	10	1	5	2	128	144	9	1	0	0	0	0	
		Grand Total Dispositions^c	21	4	1	4	0	90	136	3	0	0	0	0	4	
		Total Non-Trial Dispositions	21	4	1	4	0	90	136	3	0	0	0	0	4	
	Total Trial Dispositions	0	0	0	0	0	0	0	0	0	0	0	0	0		
	Moapa Justice Court	New Filings (cases)	5	1	0	2	0	6	4	1	0	1	0	3	0	
		Reopened (cases)	0	0	0	0	0	0	0	0	0	0	0	0	0	
		Charges	12	1	0	2	0	23	4	1	0	3	0	3	1	
		Grand Total Dispositions^c	5	0	0	2	0	3	5	1	0	1	0	2	0	
		Total Non-Trial Dispositions	5	0	0	2	0	3	5	1	0	1	0	2	0	
	Total Trial Dispositions	0	0	0	0	0	0	0	0	0	0	0	0	0		
	Moapa Valley Justice Court	New Filings (cases)	4	4	1	0	0	5	5	1	0	0	0	0	0	
		Reopened (cases)	0	0	0	0	0	0	0	0	0	0	0	0	0	
		Charges	15	5	1	1	0	9	13	3	0	0	0	0	0	
		Grand Total Dispositions^c	6	3	1	0	1	4	8	0	0	0	0	1	0	
Total Non-Trial Dispositions		6	3	1	0	1	4	8	0	0	0	0	1	0		
Total Trial Dispositions	0	0	0	0	0	0	0	0	0	0	0	0	0			
North Las Vegas Justice Court	New Filings (cases)	435	132	3	93	4	407	285	115	9	21	3	10	9		
	Reopened (cases)	4	1	0	0	0	2	2	0	0	0	0	0	0		
	Charges	932	253	8	157	10	777	525	255	21	24	7	30	13		
	Grand Total Dispositions^c	494	158	3	103	6	493	449	121	8	20	3	10	15		
	Total Non-Trial Dispositions	494	158	3	103	6	493	449	121	8	20	3	10	15		
Total Trial Dispositions	0	0	0	0	0	0	0	0	0	0	0	0	0			
Searchlight Justice Court	New Filings (cases)	3	1	0	0	0	1	1	1	0	1	0	0	0		
	Reopened (cases)	0	0	0	0	0	0	0	0	0	0	0	0	0		
	Charges	7	1	0	0	0	1	1	1	0	1	1	0	0		
	Grand Total Dispositions	2	0	0	1	0	3	2	0	0	0	0	0	1		
	Total Non-Trial Dispositions	2	0	0	1	0	3	2	0	0	0	0	0	1		
Total Trial Dispositions	0	0	0	0	0	0	0	0	0	0	0	0	0			

^c Includes administrative case closures.

Source: Uniform System for Judicial Records, Nevada AOC, Research and Statistics Unit.

Table B5-2. Criminal Caseload Processed by Justice Courts in Nevada, Fiscal Year 2022.

Justice Court, Criminal Caseload, Felony (6 of 6)				Crimes Against Persons, Felony	Domestic Violence, Felony	Older/Vulnerable Persons Abuse, Felony	Child Abuse & Neglect, Felony	Protection Order Violation, Felony	Crimes Against Property, Felony	Drugs, Felony	Weapons, Felony	Public Order, Felony	Motor Vehicle - DUI, Felony	Motor Vehicle - Reckless, Felony	Motor Vehicle - Other, Felony	Other, Felony	
9th Judicial District	Douglas County	East Fork Justice Court	New Filings (cases)	32	2	0	4	2	59	94	8	0	9	2	5	2	
			Reopened (cases)	2	0	0	0	0	6	7	0	0	0	6	0	0	0
			Charges	48	2	1	6	2	88	149	11	0	10	3	9	4	
			Grand Total Dispositions	26	2	0	3	2	53	105	9	0	12	2	6	1	
			Total Non-Trial Dispositions	26	2	0	3	2	53	105	9	0	12	2	6	1	
			Total Trial Dispositions	0	0	0	0	0	0	0	0	0	0	0	0	0	0
		Tahoe Justice Court	New Filings (cases)	7	1	0	2	0	29	45	0	0	2	0	1	0	
		Reopened (cases)	0	0	0	0	0	0	0	0	0	0	1	0	0	0	
		Charges	8	1	0	3	0	48	78	1	2	3	2	2	0	0	
		Grand Total Dispositions	13	5	0	4	0	33	45	0	0	6	0	1	0	0	
	Total Non-Trial Dispositions	13	5	0	4	0	33	45	0	0	6	0	1	0	0		
	Total Trial Dispositions	0	0	0	0	0	0	0	0	0	0	0	0	0	0	0	
10th Judicial District	Churchill County	New River Justice Court	New Filings (cases)	46	7	0	13	0	63	106	5	0	15	0	5	6	
			Reopened (cases)	0	0	0	0	0	1	0	0	0	0	0	0	0	0
			Charges	72	12	0	20	0	172	186	25	0	17	0	9	13	
			Grand Total Dispositions	53	8	2	7	0	73	96	4	0	10	0	7	5	
			Total Non-Trial Dispositions	53	8	2	7	0	73	96	4	0	10	0	7	5	
	Total Trial Dispositions	0	0	0	0	0	0	0	0	0	0	0	0	0	0	0	
11th Judicial District	Lander County	Argenta Justice Court	New Filings (cases)	3	0	0	1	0	1	9	2	0	0	0	1	1	
			Reopened (cases)	0	0	0	0	0	0	2	1	0	0	0	0	0	0
			Charges	4	0	0	1	0	1	9	9	0	0	0	1	1	
			Grand Total Dispositions^c	2	0	0	0	0	3	14	2	0	0	0	1	0	
			Total Non-Trial Dispositions	2	0	0	0	0	3	14	2	0	0	0	1	0	
			Total Trial Dispositions	0	0	0	0	0	0	0	0	0	0	0	0	0	0
		Austin Justice Court	New Filings (cases)	1	0	0	0	0	0	0	0	0	0	0	0	0	0
		Reopened (cases)	0	0	0	0	0	0	0	0	0	0	0	0	0	0	0
		Charges	1	0	0	0	0	0	0	0	0	0	0	0	0	0	0
		Grand Total Dispositions^c	0	0	0	0	0	0	0	0	0	0	0	0	0	0	0
		Total Non-Trial Dispositions	0	0	0	0	0	0	0	0	0	0	0	0	0	0	0
		Total Trial Dispositions	0	0	0	0	0	0	0	0	0	0	0	0	0	0	0
		Mineral County	Hawthorne Justice Court	New Filings (cases)	29	1	4	7	0	37	66	3	0	6	1	4	4
			Reopened (cases)	1	0	0	0	0	2	2	0	0	1	0	0	0	0
			Charges	36	2	4	8	0	79	137	21	0	7	4	5	11	
		Grand Total Dispositions	7	0	1	4	0	12	31	2	0	1	0	2	2		
		Total Non-Trial Dispositions	7	0	1	4	0	12	31	2	0	1	0	2	2		
		Total Trial Dispositions	0	0	0	0	0	0	0	0	0	0	0	0	0	0	
	Pershing County	Lake Justice Court	New Filings (cases)	13	2	0	3	0	7	17	0	2	3	0	1	4	
		Reopened (cases)	0	0	0	0	0	0	0	0	0	0	0	0	0	0	
		Charges	20	2	0	5	0	15	20	1	2	3	0	1	5		
		Grand Total Dispositions^c	10	2	0	5	0	14	20	0	0	3	0	2	4		
		Total Non-Trial Dispositions	10	2	0	5	0	14	20	0	0	3	0	2	4		
		Total Trial Dispositions	0	0	0	0	0	0	0	0	0	0	0	0	0	0	

^c Includes administrative case closures.

Source: Uniform System for Judicial Records, Nevada AOC, Research and Statistics Unit.

Table B5-2. Criminal Caseload Processed by Justice Courts in Nevada, Fiscal Year 2022.

Justice Court, Criminal Caseload, Gross Misdemeanor (1 of 6)			Crimes Against Persons, Gross Misdemeanor	Domestic Violence, Gross Misdemeanor	Older/Vulnerable Persons Abuse, Gross Misdemeanor	Child Abuse & Neglect, Gross Misdemeanor	Protection Order Violation, Gross Misdemeanor	Crimes Against Property, Gross Misdemeanor	Drugs, Gross Misdemeanor	Weapons, Gross Misdemeanor	Public Order, Gross Misdemeanor	Motor Vehicle - Other, Gross Misdemeanor	Other, Gross Misdemeanor
Totals^a	Nevada Justice Courts	New Filings (cases)	1,509	203	17	127	82	1,689	65	235	20	39	276
		Reopened (cases)	131	46	0	9	4	322	7	21	2	0	19
		Charges	2,620	453	35	202	101	3,490	215	875	56	43	724
		Grand Total Dispositions	1,446	234	15	146	76	1,890	80	300	17	18	268
		Total Non-Trial Dispositions	1,446	234	15	146	75	1,890	80	300	17	18	267
Total Trial Dispositions	0	0	0	0	1	0	0	0	0	0	0	1	
1st Judicial District	Carson City Justice Court^b	New Filings (cases)	30	1	2	17	5	52	15	11	0	0	13
		Reopened (cases)	1	0	0	0	0	1	0	0	0	0	0
		Charges	50	1	4	40	6	103	48	25	0	0	24
		Grand Total Dispositions	20	1	1	3	5	46	6	7	0	0	6
		Total Non-Trial Dispositions	20	1	1	3	5	46	6	7	0	0	6
	Total Trial Dispositions	0	0	0	0	0	0	0	0	0	0	0	
	Storey County Justice Court	New Filings (cases)	2	0	0	1	0	3	2	2	0	1	1
		Reopened (cases)	0	0	0	0	0	0	0	0	0	0	0
		Charges	4	0	0	1	0	6	2	3	1	1	1
		Grand Total Dispositions	1	0	0	1	1	5	0	1	0	0	1
Total Non-Trial Dispositions		1	0	0	1	1	5	0	1	0	0	1	
Total Trial Dispositions	0	0	0	0	0	0	0	0	0	0	0		
2nd Judicial District	Incline Village Justice Court	New Filings (cases)	3	0	0	2	0	1	0	0	1	0	0
		Reopened (cases)	0	0	0	0	0	0	0	0	0	0	0
		Charges	3	0	0	2	0	4	0	0	1	0	0
		Grand Total Dispositions	1	0	0	0	0	1	0	0	0	0	0
		Total Non-Trial Dispositions	1	0	0	0	0	1	0	0	0	0	0
	Total Trial Dispositions	0	0	0	0	0	0	0	0	0	0	0	
	Reno Justice Court	New Filings (cases)	168	8	1	18	8	263	12	12	1	3	24
		Reopened (cases)	29	10	0	1	2	56	1	5	0	0	2
		Charges	257	24	1	28	11	426	33	52	2	3	39
		Grand Total Dispositions	134	18	0	26	6	220	10	18	0	1	20
		Total Non-Trial Dispositions	134	18	0	26	6	220	10	18	0	1	20
	Total Trial Dispositions	0	0	0	0	0	0	0	0	0	0	0	
	Sparks Justice Court	New Filings (cases)	74	9	0	8	3	97	4	5	2	3	16
		Reopened (cases)	21	8	0	2	0	31	4	0	1	0	4
		Charges	133	17	0	14	5	185	11	19	2	3	24
Grand Total Dispositions^c		77	19	0	25	2	109	13	10	5	1	18	
Total Non-Trial Dispositions		77	19	0	25	2	109	13	10	5	1	18	
Total Trial Dispositions	0	0	0	0	0	0	0	0	0	0	0		
Wadsworth Justice Court	New Filings (cases)	0	0	0	0	0	0	0	0	0	0	0	
	Reopened (cases)	0	0	0	0	0	0	0	0	0	0	0	
	Charges	0	0	0	0	0	0	0	0	0	0	0	
	Grand Total Dispositions	0	0	0	0	0	0	0	0	0	0	0	
	Total Non-Trial Dispositions	0	0	0	0	0	0	0	0	0	0	0	
Total Trial Dispositions	0	0	0	0	0	0	0	0	0	0	0		

^a Totals reflect aggregate information from the Nevada Justice Courts. Information contained herein may reflect non-standard reporting and is noted by subsequent footnotes.

Case types determined by the USJR charge hierarchy defined in the Nevada Courts Statistical Reporting Dictionary.

^b Carson City Justice Court includes Municipal Court information.

^c Includes administrative case closures.

Source: Uniform System for Judicial Records, Nevada AOC, Research and Statistics Unit.

Table B5-2. Criminal Caseload Processed by Justice Courts in Nevada, Fiscal Year 2022.

Justice Court, Criminal Caseload, Gross Misdemeanor (2 of 6)			Crimes Against Persons, Gross Misdemeanor	Domestic Violence, Gross Misdemeanor	Older/Vulnerable Persons Abuse, Gross Misdemeanor	Child Abuse & Neglect, Gross Misdemeanor	Protection Order Violation, Gross Misdemeanor	Crimes Against Property, Gross Misdemeanor	Drugs, Gross Misdemeanor	Weapons, Gross Misdemeanor	Public Order, Gross Misdemeanor	Motor Vehicle - Other, Gross Misdemeanor	Other, Gross Misdemeanor	
3rd Judicial District	Lyon County	Canal Justice Court	New Filings (cases)	7	0	0	4	6	10	2	0	0	2	
			Reopened (cases)	0	0	0	0	0	0	0	0	0	0	0
			Charges	12	0	0	4	7	31	11	6	0	0	3
			Grand Total Dispositions	6	0	0	6	8	10	2	4	0	0	1
			Total Non-Trial Dispositions	6	0	0	6	8	10	2	4	0	0	1
			Total Trial Dispositions	0	0	0	0	0	0	0	0	0	0	0
			New Filings (cases)	5	0	0	2	4	6	0	2	0	0	1
			Reopened (cases)	0	0	0	0	0	0	0	0	0	0	0
			Charges	8	0	0	2	4	14	0	3	0	0	2
		Grand Total Dispositions	7	0	0	3	8	4	3	2	0	0	1	
		Total Non-Trial Dispositions	7	0	0	3	8	4	3	2	0	0	1	
		Total Trial Dispositions	0	0	0	0	0	0	0	0	0	0	0	
		Walker River Justice Court	New Filings (cases)	0	0	0	0	5	6	0	0	0	0	
			Reopened (cases)	0	0	0	0	0	0	0	0	0	0	
			Charges	2	0	0	0	5	8	1	0	0	0	
		Grand Total Dispositions	0	0	0	0	6	3	0	0	0	0		
		Total Non-Trial Dispositions	0	0	0	0	6	3	0	0	0	0		
		Total Trial Dispositions	0	0	0	0	0	0	0	0	0	0		
4th Judicial District	Elko County	Carlin Justice Court	New Filings (cases)	0	0	0	0	0	1	0	0	0	0	
			Reopened (cases)	0	0	0	0	0	0	0	0	0	0	
			Charges	0	0	0	0	0	1	0	0	0	0	
			Grand Total Dispositions	0	0	0	0	0	0	0	0	0	0	
			Total Non-Trial Dispositions	0	0	0	0	0	0	0	0	0	0	
			Total Trial Dispositions	0	0	0	0	0	0	0	0	0	0	
			New Filings (cases)	0	0	0	0	0	0	0	0	0	0	0
			Reopened (cases)	0	0	0	0	0	0	0	0	0	0	0
			Charges	0	0	0	0	0	0	0	0	0	0	0
			Grand Total Dispositions	0	0	0	0	0	0	0	0	0	0	0
			Total Non-Trial Dispositions	0	0	0	0	0	0	0	0	0	0	0
			Total Trial Dispositions	0	0	0	0	0	0	0	0	0	0	
		Elko Justice Court	New Filings (cases)	37	1	2	8	5	11	2	5	1	3	
			Reopened (cases)	1	2	0	0	1	6	0	1	0	0	
			Charges	61	1	2	17	5	39	8	17	1	24	
		Grand Total Dispositions	28	3	2	9	4	12	2	2	1	6		
		Total Non-Trial Dispositions	28	3	2	9	4	12	2	2	1	6		
		Total Trial Dispositions	0	0	0	0	0	0	0	0	0	0		
	Wells Justice Court	New Filings (cases)	0	0	0	0	0	0	0	0	0	0		
		Reopened (cases)	0	0	0	0	0	0	0	0	0	0		
		Charges	0	0	0	0	0	0	0	0	0	0		
		Grand Total Dispositions	0	0	0	0	0	0	0	0	0	0		
		Total Non-Trial Dispositions	0	0	0	0	0	0	0	0	0	0		
		Total Trial Dispositions	0	0	0	0	0	0	0	0	0	0		

Source: Uniform System for Judicial Records, Nevada AOC, Research and Statistics Unit.

Table B5-2. Criminal Caseload Processed by Justice Courts in Nevada, Fiscal Year 2022.

Justice Court, Criminal Caseload, Gross Misdemeanor (3 of 6)			Crimes Against Persons, Gross Misdemeanor	Domestic Violence, Gross Misdemeanor	Older/Vulnerable Persons Abuse, Gross Misdemeanor	Child Abuse & Neglect, Gross Misdemeanor	Protection Order Violation, Gross Misdemeanor	Crimes Against Property, Gross Misdemeanor	Drugs, Gross Misdemeanor	Weapons, Gross Misdemeanor	Public Order, Gross Misdemeanor	Motor Vehicle - Other, Gross Misdemeanor	Other, Gross Misdemeanor	
5th Judicial District	Esmeralda County	Esmeralda Justice Court	New Filings (cases)	0	0	0	0	0	0	0	0	0	1	
			Reopened (cases)	0	0	0	0	0	0	0	0	0	0	0
			Charges	0	0	0	0	0	0	0	0	0	0	1
			Grand Total Dispositions	0	0	0	0	0	0	0	0	0	0	1
			Total Non-Trial Dispositions	0	0	0	0	0	0	0	0	0	0	1
		Total Trial Dispositions	0	0	0	0	0	0	0	0	0	0	0	
	Nye County	Beatty Justice Court	New Filings (cases)	2	0	0	0	0	2	1	0	0	4	0
			Reopened (cases)	0	0	0	0	0	0	0	0	0	0	0
			Charges	5	0	0	1	0	2	1	0	0	4	0
			Grand Total Dispositions^c	1	0	0	0	0	1	0	0	0	2	0
			Total Non-Trial Dispositions	1	0	0	0	0	1	0	0	0	2	0
		Total Trial Dispositions	0	0	0	0	0	0	0	0	0	0	0	
		Pahrump Justice Court	New Filings (cases)	38	0	3	28	0	30	3	5	0	0	19
			Reopened (cases)	2	0	0	0	0	4	0	0	0	0	2
			Charges	55	0	16	33	0	64	10	18	0	0	52
Grand Total Dispositions			24	0	1	11	0	16	3	3	0	0	17	
Total Non-Trial Dispositions	24		0	1	11	0	16	3	3	0	0	17		
Total Trial Dispositions	0	0	0	0	0	0	0	0	0	0	0			
Tonopah Justice Court	New Filings (cases)	3	0	0	0	0	2	0	0	0	4	1		
	Reopened (cases)	0	0	0	0	0	0	0	0	0	0	0		
	Charges	3	0	0	1	0	3	0	0	0	4	3		
	Grand Total Dispositions	1	0	0	1	0	1	0	0	0	1	0		
	Total Non-Trial Dispositions	1	0	0	1	0	1	0	0	0	1	0		
Total Trial Dispositions	0	0	0	0	0	0	0	0	0	0	0			
6th Judicial District	Humboldt County	Union Justice Court	New Filings (cases)	3	0	0	3	3	7	0	0	0	0	
		Reopened (cases)	0	0	0	0	0	0	0	0	0	0	0	
		Charges	3	0	0	4	4	9	0	5	0	0	0	
		Grand Total Dispositions	3	0	1	3	3	6	0	2	0	0	0	
		Total Non-Trial Dispositions	3	0	1	3	3	6	0	2	0	0	0	
Total Trial Dispositions	0	0	0	0	0	0	0	0	0	0	0			
7th Judicial District	Eureka County	Eureka Justice Court	New Filings (cases)	1	0	0	0	1	0	0	0	0	1	
		Reopened (cases)	0	0	0	0	0	0	0	0	0	0	0	
		Charges	2	0	0	0	1	0	0	0	0	0	1	
		Grand Total Dispositions	1	0	0	0	0	0	1	0	0	0	1	
		Total Non-Trial Dispositions	1	0	0	0	0	0	1	0	0	0	1	
Total Trial Dispositions	0	0	0	0	0	0	0	0	0	0	0			

^c Includes administrative case closures.

Source: Uniform System for Judicial Records, Nevada AOC, Research and Statistics Unit.

Table B5-2. Criminal Caseload Processed by Justice Courts in Nevada, Fiscal Year 2022.

Justice Court, Criminal Caseload, Gross Misdemeanor (4 of 6)				Crimes Against Persons, Gross Misdemeanor	Domestic Violence, Gross Misdemeanor	Older/Vulnerable Persons Abuse, Gross Misdemeanor	Child Abuse & Neglect, Gross Misdemeanor	Protection Order Violation, Gross Misdemeanor	Crimes Against Property, Gross Misdemeanor	Drugs, Gross Misdemeanor	Weapons, Gross Misdemeanor	Public Order, Gross Misdemeanor	Motor Vehicle - Other, Gross Misdemeanor	Other, Gross Misdemeanor	
7th Judicial District Cont.	Lincoln County	Meadow Valley Justice Court	New Filings (cases)	3	0	1	5	0	2	0	0	0	0	0	
			Reopened (cases)	0	0	0	0	0	0	0	0	0	0	0	0
			Charges	3	0	1	6	0	3	1	1	0	0	0	8
			Grand Total Dispositions	1	0	0	4	0	0	0	0	0	0	0	0
		Total Non-Trial Dispositions	1	0	0	4	0	0	0	0	0	0	0	0	
		Total Trial Dispositions	0	0	0	0	0	0	0	0	0	0	0	0	
		Pahrnagat Valley Justice Court	New Filings (cases)	0	0	0	0	0	0	3	0	0	0	0	0
			Reopened (cases)	0	0	0	0	0	0	0	0	0	0	0	0
	Charges		0	0	0	1	0	10	1	0	0	0	0	0	
	Grand Total Dispositions		0	0	0	0	0	2	0	0	0	0	0	0	
	Total Non-Trial Dispositions	0	0	0	0	0	2	0	0	0	0	0	0		
	Total Trial Dispositions	0	0	0	0	0	0	0	0	0	0	0	0		
	White Pine County	Ely Justice Court	New Filings (cases)	2	0	3	1	0	5	0	3	0	0	1	
			Reopened (cases)	0	0	0	0	0	0	0	0	0	0	0	
Charges			11	1	5	3	0	20	6	8	2	0	3		
Grand Total Dispositions			1	0	3	1	0	5	0	4	0	0	2		
Total Non-Trial Dispositions			1	0	3	1	0	5	0	4	0	0	2		
Total Trial Dispositions			0	0	0	0	0	0	0	0	0	0	0		
8th Judicial District	Clark County	Boulder Justice Court	New Filings (cases)	3	0	0	0	1	5	0	1	0	0		
			Reopened (cases)	0	0	0	0	0	0	0	0	0	0		
			Charges	7	0	0	0	1	12	0	1	0	0	0	
			Grand Total Dispositions	2	0	0	0	1	2	0	1	0	0	0	
		Total Non-Trial Dispositions	2	0	0	0	1	2	0	1	0	0	0		
		Total Trial Dispositions	0	0	0	0	0	0	0	0	0	0	0		
		Bunkerville Justice Court	New Filings (cases)	0	0	0	0	0	0	0	0	0	0	0	
			Reopened (cases)	0	0	0	0	0	0	0	0	0	0	0	
			Charges	0	0	0	0	0	2	0	1	0	0	0	
			Grand Total Dispositions	0	0	0	0	0	0	0	0	0	0	0	
		Total Non-Trial Dispositions	0	0	0	0	0	0	0	0	0	0	0		
		Total Trial Dispositions	0	0	0	0	0	0	0	0	0	0	0		
	Goodsprings Justice Court	New Filings (cases)	3	0	0	0	0	2	0	0	0	0	0		
		Reopened (cases)	0	0	0	0	0	0	0	0	0	0	0		
		Charges	4	0	0	0	0	4	0	0	0	0	0		
		Grand Total Dispositions^c	2	0	0	0	0	2	0	0	0	0	0		
	Total Non-Trial Dispositions	2	0	0	0	0	2	0	0	0	0	0			
	Total Trial Dispositions	0	0	0	0	0	0	0	0	0	0	0			
Henderson Justice Court	New Filings (cases)	81	10	0	2	9	61	0	3	0	0	10			
	Reopened (cases)	0	0	0	0	0	2	0	0	0	0	0			
	Charges	180	25	0	2	10	222	1	17	0	0	11			
	Grand Total Dispositions	82	12	0	2	7	65	1	5	0	0	9			
	Total Non-Trial Dispositions	82	12	0	2	7	65	1	5	0	0	9			
	Total Trial Dispositions	0	0	0	0	0	0	0	0	0	0	0			

^c Includes administrative case closures.

Source: Uniform System for Judicial Records, Nevada AOC, Research and Statistics Unit.

Table B5-2. Criminal Caseload Processed by Justice Courts in Nevada, Fiscal Year 2022.

Justice Court, Criminal Caseload, Gross Misdemeanor (5 of 6)		Crimes Against Persons, Gross Misdemeanor	Domestic Violence, Gross Misdemeanor	Older/Vulnerable Persons Abuse, Gross Misdemeanor	Child Abuse & Neglect, Gross Misdemeanor	Protection Order Violation, Gross Misdemeanor	Crimes Against Property, Gross Misdemeanor	Drugs, Gross Misdemeanor	Weapons, Gross Misdemeanor	Public Order, Gross Misdemeanor	Motor Vehicle - Other, Gross Misdemeanor	Other, Gross Misdemeanor		
8th Judicial District Cont.	Clark County Cont.	Las Vegas Justice Court	New Filings (cases)	884	149	1	15	17	997	17	160	14	8	141
		Reopened (cases)	76	26	0	6	1	218	2	14	1	0	11	
		Charges	1,505	333	1	21	24	1,965	43	631	38	8	454	
		Grand Total Dispositions	886	156	2	34	13	1,231	22	211	10	6	146	
		Total Non-Trial Dispositions	886	156	2	34	13	1,231	22	211	10	6	145	
		Total Trial Dispositions	0	0	0	0	0	0	0	0	0	0	1	
		Laughlin Justice Court	New Filings (cases)	1	3	0	0	0	4	0	0	0	0	2
		Reopened (cases)	0	0	0	0	0	0	0	0	0	0	0	0
		Charges	15	3	0	0	0	14	1	1	2	0	7	
		Grand Total Dispositions	3	2	0	0	0	3	0	0	0	0	2	
	Total Non-Trial Dispositions	3	2	0	0	0	3	0	0	0	0	2		
	Total Trial Dispositions	0	0	0	0	0	0	0	0	0	0	0		
	Mesquite Justice Court	New Filings (cases)	4	1	1	0	0	10	0	0	0	0	1	
	Reopened (cases)	0	0	0	0	0	0	0	0	0	0	0		
	Charges	14	5	1	0	0	38	0	0	0	0	1		
	Grand Total Dispositions^c	3	2	1	0	0	9	1	2	0	0	0		
	Total Non-Trial Dispositions	3	2	1	0	0	9	1	2	0	0	0		
	Total Trial Dispositions	0	0	0	0	0	0	0	0	0	0	0		
	Moapa Justice Court	New Filings (cases)	1	0	0	0	0	1	0	0	0	0	1	
	Reopened (cases)	0	0	0	0	0	0	0	0	0	0	0		
	Charges	1	0	0	0	0	1	0	0	1	0	1		
	Grand Total Dispositions^c	1	0	0	0	0	0	0	0	0	0	1		
	Total Non-Trial Dispositions	1	0	0	0	0	0	0	0	0	0	1		
	Total Trial Dispositions	0	0	0	0	0	0	0	0	0	0	0		
	Moapa Valley Justice Court	New Filings (cases)	0	0	0	0	0	0	0	0	0	0	0	
	Reopened (cases)	0	0	0	0	0	0	0	0	0	0	0		
	Charges	0	0	0	0	0	2	0	0	0	0	0		
	Grand Total Dispositions^c	0	0	0	0	0	0	0	0	0	0	0		
Total Non-Trial Dispositions	0	0	0	0	0	0	0	0	0	0	0			
Total Trial Dispositions	0	0	0	0	0	0	0	0	0	0	0			
North Las Vegas Justice Court	New Filings (cases)	118	19	0	5	3	72	1	16	1	11	24		
Reopened (cases)	0	0	0	0	0	3	0	1	0	0	0			
Charges	215	39	0	8	5	207	1	49	6	15	32			
Grand Total Dispositions^c	133	20	0	8	3	93	4	17	1	5	27			
Total Non-Trial Dispositions	133	20	0	8	3	93	4	17	1	5	27			
Total Trial Dispositions	0	0	0	0	0	0	0	0	0	0	0			
Searchlight Justice Court	New Filings (cases)	3	0	0	0	0	1	0	0	0	0	1		
Reopened (cases)	0	0	0	0	0	0	0	0	0	0	0			
Charges	3	0	0	0	0	4	0	0	0	0	2			
Grand Total Dispositions	1	0	0	0	0	1	0	0	0	0	0			
Total Non-Trial Dispositions	1	0	0	0	0	1	0	0	0	0	0			
Total Trial Dispositions	0	0	0	0	0	0	0	0	0	0	0			

^c Includes administrative case closures.

Source: Uniform System for Judicial Records, Nevada AOC, Research and Statistics Unit.

Table B5-2. Criminal Caseload Processed by Justice Courts in Nevada, Fiscal Year 2022.

Justice Court, Criminal Caseload, Gross Misdemeanor (6 of 6)				Crimes Against Persons, Gross Misdemeanor	Domestic Violence, Gross Misdemeanor	Older/Vulnerable Persons Abuse, Gross Misdemeanor	Child Abuse & Neglect, Gross Misdemeanor	Protection Order Violation, Gross Misdemeanor	Crimes Against Property, Gross Misdemeanor	Drugs, Gross Misdemeanor	Weapons, Gross Misdemeanor	Public Order, Gross Misdemeanor	Motor Vehicle - Other, Gross Misdemeanor	Other, Gross Misdemeanor	
9th Judicial District	Douglas County	East Fork Justice Court	New Filings (cases)	6	1	1	1	7	10	2	3	0	1	4	
			Reopened (cases)	1	0	0	0	1	0	0	0	0	0	0	0
			Charges	7	1	1	3	7	16	11	6	0	0	1	10
			Grand Total Dispositions	6	0	2	2	7	9	4	2	0	0	0	3
			Total Non-Trial Dispositions	6	0	2	2	6	9	4	2	0	0	0	3
			Total Trial Dispositions	0	0	0	0	1	0	0	0	0	0	0	0
		Tahoe Justice Court	New Filings (cases)	4	0	0	1	1	3	1	0	0	1	0	
		Reopened (cases)	0	0	0	0	0	0	0	0	0	0	0	0	
		Charges	4	1	0	1	1	7	2	0	0	0	1	0	
		Grand Total Dispositions	2	0	0	1	0	6	4	1	0	0	0	0	
	Total Non-Trial Dispositions	2	0	0	1	0	6	4	1	0	0	0	0		
	Total Trial Dispositions	0	0	0	0	0	0	0	0	0	0	0	0		
10th Judicial District	Churchill County	New River Justice Court	New Filings (cases)	11	1	2	5	4	18	2	3	0	1	6	
			Reopened (cases)	0	0	0	0	0	0	0	0	0	0	0	0
			Charges	24	2	2	7	4	52	16	6	0	0	1	13
			Grand Total Dispositions	10	1	2	4	2	23	3	2	0	0	1	3
			Total Non-Trial Dispositions	10	1	2	4	2	23	3	2	0	0	1	3
	Total Trial Dispositions	0	0	0	0	0	0	0	0	0	0	0	0		
11th Judicial District	Lander County	Argenta Justice Court	New Filings (cases)	2	0	0	0	0	1	1	0	0	0	0	
			Reopened (cases)	0	0	0	0	0	0	0	0	0	0	0	
			Charges	2	0	0	0	0	1	1	0	0	0	0	0
			Grand Total Dispositions^c	1	0	0	2	0	1	1	1	0	0	1	0
			Total Non-Trial Dispositions	1	0	0	2	0	1	1	1	0	0	1	0
			Total Trial Dispositions	0	0	0	0	0	0	0	0	0	0	0	0
		Austin Justice Court	New Filings (cases)	0	0	0	0	0	0	0	0	1	0	0	
		Reopened (cases)	0	0	0	0	0	0	0	0	0	0	0	0	
		Charges	0	0	0	0	0	0	0	0	1	0	0	0	
		Grand Total Dispositions^c	0	0	0	0	0	0	0	1	0	0	0	0	
		Total Non-Trial Dispositions	0	0	0	0	0	0	0	1	0	0	0	0	
		Total Trial Dispositions	0	0	0	0	0	0	0	0	0	0	0	0	
		Mineral County	Hawthorne Justice Court	New Filings (cases)	5	0	0	1	0	3	0	2	0	2	2
			Reopened (cases)	0	0	0	0	0	0	0	0	0	0	0	
			Charges	21	0	1	3	1	14	6	4	0	2	4	
		Grand Total Dispositions	4	0	0	0	0	0	0	2	0	0	1		
		Total Non-Trial Dispositions	4	0	0	0	0	0	0	2	0	0	1		
		Total Trial Dispositions	0	0	0	0	0	0	0	0	0	0	0		
	Pershing County	Lake Justice Court	New Filings (cases)	5	0	0	0	0	0	0	1	0	0	1	
		Reopened (cases)	0	0	0	0	0	0	0	0	0	0	0		
		Charges	6	0	0	0	0	1	0	1	0	0	4		
		Grand Total Dispositions^c	4	0	0	0	0	4	0	2	0	0	2		
		Total Non-Trial Dispositions	4	0	0	0	0	4	0	2	0	0	2		
		Total Trial Dispositions	0	0	0	0	0	0	0	0	0	0	0		

^c Includes administrative case closures.

Source: Uniform System for Judicial Records, Nevada AOC, Research and Statistics Unit.

Table B5-2. Criminal Caseload Processed by Justice Courts in Nevada, Fiscal Year 2022.

Justice Court, Criminal Caseload, Misdemeanor (1 of 6)		Crimes Against Persons, Misdemeanor	Domestic Violence, Misdemeanor	Older/Vulnerable Persons Abuse, Misdemeanor	Protection Order Violation, Misdemeanor	Crimes Against Property, Misdemeanor	Drugs, Misdemeanor	Weapons, Misdemeanor	Public Order, Misdemeanor	Motor Vehicle - DUI, Misdemeanor	Motor Vehicle - Reckless, Misdemeanor	Other, Misdemeanor	Traffic, Misdemeanor	Parking	
Totals^a	Nevada Justice Courts	New Filings (cases)	4,377	3,758	1	137	5,992	1,987	161	2,609	5,757	1,469	3,866	224,997	8,112
		Reopened (cases)	193	361	0	6	236	239	28	68	1,374	39	92	956	1
		Charges	5,816	7,387	3	192	7,836	3,559	283	3,301	6,737	1,756	6,849	283,455	8,949
		Grand Total Dispositions	4,352	4,505	1	142	6,731	2,514	210	2,599	7,708	1,400	4,466	135,365	3,792
		Total Non-Trial Dispositions	4,315	4,478	1	141	6,707	2,513	208	2,592	7,650	1,386	4,443	135,164	3,792
	Total Trial Dispositions	37	27	0	1	24	1	2	7	58	14	23	201	0	
1st Judicial District	Carson City Justice Court^b	New Filings (cases)	103	79	0	17	184	97	2	69	212	29	152	6,980	117
		Reopened (cases)	1	0	0	0	2	0	0	1	0	0	0	2	0
		Charges	133	118	0	25	294	544	13	109	262	57	269	9,427	127
		Grand Total Dispositions	80	73	0	19	144	71	2	69	131	17	112	6,292	113
		Total Non-Trial Dispositions	79	70	0	19	143	71	2	67	127	16	112	6,285	113
	Total Trial Dispositions	1	3	0	0	1	0	0	2	4	1	0	7	0	
	Storey County Justice Court	New Filings (cases)	10	12	0	1	11	12	3	10	44	38	21	1,180	40
		Reopened (cases)	0	0	0	0	0	0	0	0	0	0	0	1	0
		Charges	11	14	0	1	16	14	4	10	49	41	29	1,678	42
		Grand Total Dispositions	13	7	0	2	16	14	4	12	51	33	16	1,115	34
Total Non-Trial Dispositions		13	7	0	2	15	14	4	12	49	30	16	1,104	34	
Total Trial Dispositions	0	0	0	0	1	0	0	0	2	3	0	11	0		
2nd Judicial District	Incline Village Justice Court	New Filings (cases)	13	4	0	1	26	11	0	4	25	5	17	738	706
		Reopened (cases)	3	3	0	1	6	6	0	0	27	0	1	22	1
		Charges	19	7	0	1	29	19	0	7	28	6	25	971	719
		Grand Total Dispositions	13	8	0	0	51	21	0	12	78	4	23	855	725
		Total Non-Trial Dispositions	13	7	0	0	51	21	0	12	76	4	22	851	725
	Total Trial Dispositions	0	1	0	0	0	0	0	0	2	0	1	4	0	
	Reno Justice Court	New Filings (cases)	146	47	0	13	129	166	18	51	491	73	243	14,185	19
		Reopened (cases)	36	49	0	3	65	77	8	12	331	4	23	448	0
		Charges	301	268	0	41	439	524	36	100	663	106	601	18,016	22
		Grand Total Dispositions	215	147	0	20	333	418	28	62	812	72	702	14,097	17
		Total Non-Trial Dispositions	214	146	0	20	332	418	28	61	793	72	700	14,068	17
	Total Trial Dispositions	1	1	0	0	1	0	0	1	19	0	2	29	0	
	Sparks Justice Court	New Filings (cases)	83	46	0	8	66	110	4	17	197	20	104	3,076	5
		Reopened (cases)	27	45	0	2	34	92	0	6	152	3	35	102	0
		Charges	162	150	0	15	207	375	14	42	263	35	260	4,603	7
Grand Total Dispositions^c		130	208	0	16	176	317	7	85	525	38	279	3,731 ^c	6 ^c	
Total Non-Trial Dispositions		128	205	0	16	176	317	7	85	520	37	276	3,720	6	
Total Trial Dispositions	2	3	0	0	0	0	0	0	5	1	3	11	0		
Wadsworth Justice Court	New Filings (cases)	7	4	0	0	4	6	0	2	35	13	10	1,699	3	
	Reopened (cases)	0	0	0	0	1	0	0	1	4	0	1	29	0	
	Charges	7	4	0	0	4	6	0	2	39	14	11	2,192	5	
	Grand Total Dispositions	2	2	0	0	2	4	0	3	30	15	9	1,690	3	
	Total Non-Trial Dispositions	2	2	0	0	2	4	0	3	29	15	9	1,674	3	
Total Trial Dispositions	0	0	0	0	0	0	0	0	1	0	0	16	0		

^a Totals reflect aggregate information from the Nevada Justice Courts. Information contained herein may reflect non-standard reporting and is noted by subsequent footnotes. Case types determined by the USJR charge hierarchy defined in the Nevada Courts Statistical Reporting Dictionary.

^b Carson City Justice Court includes Municipal Court information.

^c Includes administrative case closures.

Source: Uniform System for Judicial Records, Nevada AOC, Research and Statistics Unit.

Table B5-2. Criminal Caseload Processed by Justice Courts in Nevada, Fiscal Year 2022.

Justice Court, Criminal Caseload, Misdemeanor (2 of 6)			Crimes Against Persons, Misdemeanor	Domestic Violence, Misdemeanor	Older/Vulnerable Persons Abuse, Misdemeanor	Protection Order Violation, Misdemeanor	Crimes Against Property, Misdemeanor	Drugs, Misdemeanor	Weapons, Misdemeanor	Public Order, Misdemeanor	Motor Vehicle - DUI, Misdemeanor	Motor Vehicle - Reckless, Misdemeanor	Other, Misdemeanor	Traffic, Misdemeanor	Parking		
3rd Judicial District	Lyon County	Canal Justice Court	New Filings (cases)	22	71	0	13	43	48	2	8	44	5	19	468	0	
			Reopened (cases)	0	2	0	0	0	0	0	0	0	0	0	1	2	0
			Charges	23	75	0	18	53	64	4	10	54	8	34	730	0	
			Grand Total Dispositions	21	71	0	14	55	36	1	8	31	3	12	454	0	
			Total Non-Trial Dispositions	21	71	0	14	54	36	1	8	31	2	12	454	0	
			Total Trial Dispositions	0	0	0	0	1	0	0	0	0	1	0	0	0	0
		Dayton Justice Court	New Filings (cases)	29	45	0	13	34	43	2	17	39	8	40	1,207	0	
		Reopened (cases)	0	0	0	0	0	0	0	0	0	0	0	0	3	0	
		Charges	37	47	0	13	44	52	2	21	49	11	74	1,583	1		
		Grand Total Dispositions	24	48	0	12	31	26	2	15	43	11	46	1,385	0		
		Total Non-Trial Dispositions	24	48	0	12	31	26	2	15	42	11	45	1,385	0		
		Total Trial Dispositions	0	0	0	0	0	0	0	0	1	0	1	0	0	0	
	Walker River Justice Court	New Filings (cases)	13	41	0	10	24	46	0	14	53	19	46	1,444	0		
	Reopened (cases)	0	0	0	0	0	0	0	0	0	0	0	0	2	0		
	Charges	15	43	0	10	31	67	0	15	59	23	129	1,858	1			
	Grand Total Dispositions	8	39	0	11	36	36	1	8	45	20	91	1,487	0			
	Total Non-Trial Dispositions	8	39	0	11	36	36	1	8	45	20	91	1,487	0			
	Total Trial Dispositions	0	0	0	0	0	0	0	0	0	0	0	0	0	0		
4th Judicial District	Elko County	Carlin Justice Court	New Filings (cases)	20	2	0	7	9	5	1	7	8	1	6	688	1	
			Reopened (cases)	0	0	0	0	0	0	0	0	0	0	0	0	0	0
			Charges	25	2	0	9	12	7	1	20	10	1	9	780	4	
			Grand Total Dispositions	20	6	0	3	8	7	1	7	10	4	3	632	1	
			Total Non-Trial Dispositions	20	6	0	3	8	7	1	7	9	4	3	630	1	
			Total Trial Dispositions	0	0	0	0	0	0	0	0	1	0	0	2	0	
		Eastline Justice Court	New Filings (cases)	11	16	0	5	28	47	2	5	3	3	3	289	0	
		Reopened (cases)	8	8	0	0	0	1	0	0	1	0	0	8	0		
		Charges	12	19	0	5	38	69	2	12	5	4	14	397	0		
		Grand Total Dispositions	27	12	0	3	25	38	2	5	1	1	5	200	0		
		Total Non-Trial Dispositions	25	12	0	3	25	38	2	5	1	1	5	200	0		
		Total Trial Dispositions	2	0	0	0	0	0	0	0	0	0	0	0	0		
		Elko Justice Court	New Filings (cases)	123	65	0	0	152	50	4	34	97	11	98	4,587	6	
		Reopened (cases)	26	51	0	0	40	13	2	10	73	1	5	97	0		
		Charges	165	87	0	0	222	90	7	116	117	22	155	5,457	6		
		Grand Total Dispositions	157	91	0	0	190	72	5	44	147	10	102	4,175	5		
		Total Non-Trial Dispositions	154	87	0	0	188	72	5	44	145	10	101	4,166	5		
		Total Trial Dispositions	3	4	0	0	2	0	0	0	2	0	1	9	0		
	Wells Justice Court	New Filings (cases)	11	8	0	4	12	16	0	7	22	10	15	2,664	9		
	Reopened (cases)	0	0	0	0	0	0	0	0	0	0	0	2	0			
	Charges	15	9	0	4	15	21	0	8	27	10	18	3,006	11			
	Grand Total Dispositions	9	7	0	2	13	17	0	11	23	7	18	2,536	12			
	Total Non-Trial Dispositions	9	7	0	2	13	17	0	11	23	7	18	2,534	12			
	Total Trial Dispositions	0	0	0	0	0	0	0	0	0	0	0	2	0			

Source: Uniform System for Judicial Records, Nevada AOC, Research and Statistics Unit.

Table B5-2. Criminal Caseload Processed by Justice Courts in Nevada, Fiscal Year 2022.

Justice Court, Criminal Caseload, Misdemeanor (3 of 6)				Crimes Against Persons, Misdemeanor	Domestic Violence, Misdemeanor	Older/Vulnerable Persons Abuse, Misdemeanor	Protection Order Violation, Misdemeanor	Crimes Against Property, Misdemeanor	Drugs, Misdemeanor	Weapons, Misdemeanor	Public Order, Misdemeanor	Motor Vehicle - DUI, Misdemeanor	Motor Vehicle - Reckless, Misdemeanor	Other, Misdemeanor	Traffic, Misdemeanor	Parking	
5th Judicial District	Esmeralda County	Esmeralda Justice Court	New Filings (cases)	0	4	0	0	0	1	0	0	3	0	6	1,459	0	
			Reopened (cases)	0	0	0	0	0	0	0	0	0	0	0	0	0	0
			Charges	0	4	0	0	0	0	4	0	0	4	0	12	1,732	0
			Grand Total Dispositions	0	0	0	0	0	0	0	0	1	1	0	3	1,423	0
			Total Non-Trial Dispositions	0	0	0	0	0	0	0	0	1	0	0	2	1,417	0
		Total Trial Dispositions	0	0	0	0	0	0	0	0	0	1	0	1	6	0	
		Beatty Justice Court	New Filings (cases)	3	0	0	1	25	5	0	0	4	10	8	969	0	
			Reopened (cases)	0	0	0	0	0	0	0	0	0	0	0	1	0	
			Charges	3	0	0	1	26	5	0	0	4	10	10	1,126	0	
			Grand Total Dispositions^c	8	0	0	0	22	9	0	5	8	9	5	898	0	
			Total Non-Trial Dispositions	8	0	0	0	22	9	0	5	8	9	5	897	0	
		Total Trial Dispositions	0	0	0	0	0	0	0	0	0	0	0	1	0		
		Pahrump Justice Court	New Filings (cases)	193	101	0	14	183	88	7	33	82	0	116	2,214	3	
			Reopened (cases)	12	19	0	0	13	11	3	1	8	0	1	59	0	
			Charges	199	113	0	14	205	111	9	40	92	0	174	2,900	3	
	Grand Total Dispositions		154	74	0	15	138	64	6	17	102	0	137	2,352	1		
	Total Non-Trial Dispositions		151	74	0	15	138	64	6	17	102	0	132	2,350	1		
	Total Trial Dispositions	3	0	0	0	0	0	0	0	0	0	0	2	0			
	Tonopah Justice Court	New Filings (cases)	17	7	0	3	7	1	0	3	11	5	23	1,160	1		
		Reopened (cases)	0	0	0	0	0	0	0	0	0	0	0	1	0		
		Charges	17	7	0	3	8	2	0	3	11	5	25	1,428	1		
		Grand Total Dispositions	10	10	0	2	4	3	0	6	15	4	24	1,169	1		
		Total Non-Trial Dispositions	10	10	0	2	4	3	0	6	15	4	24	1,169	1		
	Total Trial Dispositions	0	0	0	0	0	0	0	0	0	0	0	0	0			
6th Judicial District	Humboldt County	Union Justice Court	New Filings (cases)	56	31	0	4	63	37	5	4	7	22	56	3,615	6	
			Reopened (cases)	0	0	0	0	0	0	0	0	1	0	0	8	0	
			Charges	70	36	0	5	74	41	6	7	7	24	89	4,337	7	
			Grand Total Dispositions	43	19	0	2	69	28	5	10	39	20	52	3,385	5	
			Total Non-Trial Dispositions	43	18	0	2	68	28	5	10	38	19	52	3,382	5	
	Total Trial Dispositions	0	1	0	0	1	0	0	0	1	1	0	3	0			
7th Judicial District	Eureka County	Eureka Justice Court	New Filings (cases)	1	4	0	0	2	1	2	2	3	0	8	535	1	
			Reopened (cases)	0	0	0	0	0	0	0	0	0	0	0	0	0	
			Charges	1	6	0	0	2	4	2	3	5	0	14	583	2	
			Grand Total Dispositions	1	1	0	1	3	0	1	2	3	0	7	463	1	
			Total Non-Trial Dispositions	1	1	0	1	3	0	1	2	3	0	5	458	1	
	Total Trial Dispositions	0	0	0	0	0	0	0	0	0	0	0	2	5	0		

^c Includes administrative case closures.

Source: Uniform System for Judicial Records, Nevada AOC, Research and Statistics Unit.

Table B5-2. Criminal Caseload Processed by Justice Courts in Nevada, Fiscal Year 2022.

Justice Court, Criminal Caseload, Misdemeanor (4 of 6)				Crimes Against Persons, Misdemeanor	Domestic Violence, Misdemeanor	Older/Vulnerable Persons Abuse, Misdemeanor	Protection Order Violation, Misdemeanor	Crimes Against Property, Misdemeanor	Drugs, Misdemeanor	Weapons, Misdemeanor	Public Order, Misdemeanor	Motor Vehicle - DUI, Misdemeanor	Motor Vehicle - Reckless, Misdemeanor	Other, Misdemeanor	Traffic, Misdemeanor	Parking	
7th Judicial District Cont.	Lincoln County	Meadow Valley Justice Court	New Filings (cases)	7	3	0	3	6	5	1	3	5	3	13	1,067	0	
			Reopened (cases)	0	0	0	0	0	0	0	0	0	0	0	0	0	0
			Charges	13	14	0	4	14	12	2	6	12	3	29	1,141	0	
			Grand Total Dispositions	8	3	0	2	8	7	0	4	8	4	19	1,035	0	
			Total Non-Trial Dispositions	8	3	0	2	8	7	0	4	8	4	19	1,034	0	
			Total Trial Dispositions	0	0	0	0	0	0	0	0	0	0	0	1	0	
	Lincoln County	Pahrnatagat Valley Justice Court	New Filings (cases)	3	0	0	0	7	1	0	0	1	8	4	2,808	0	
			Reopened (cases)	0	0	0	0	0	0	0	0	0	0	1	11	0	
			Charges	3	2	0	0	11	3	0	3	1	10	4	3,019	0	
			Grand Total Dispositions	2	0	0	0	7	1	0	0	4	6	3	2,644	0	
			Total Non-Trial Dispositions	2	0	0	0	7	1	0	0	4	6	3	2,642	0	
			Total Trial Dispositions	0	0	0	0	0	0	0	0	0	0	0	2	0	
	White Pine County	Ely Justice Court	New Filings (cases)	12	12	0	6	20	6	3	13	23	8	23	1,418	2	
			Reopened (cases)	0	1	0	0	0	0	0	0	0	0	0	0	0	
Charges			12	15	0	6	21	12	4	18	29	10	37	1,599	4		
Grand Total Dispositions			16	16	0	5	13	10	4	13	25	6	23	1,355	1		
Total Non-Trial Dispositions			14	15	0	4	13	10	4	12	25	4	23	1,353	1		
Total Trial Dispositions			2	1	0	1	0	0	0	1	0	2	0	2	0		
8th Judicial District	Clark County	Boulder Justice Court	New Filings (cases)	0	0	0	0	5	4	0	0	9	23	4	1,491	2	
			Reopened (cases)	0	0	0	0	0	0	0	0	0	0	0	0	0	
			Charges	0	3	0	0	6	5	0	0	12	25	5	1,682	6	
			Grand Total Dispositions	2	0	0	0	4	1	0	1	8	26	5	1,573	2	
			Total Non-Trial Dispositions	2	0	0	0	4	1	0	1	8	26	5	1,573	2	
			Total Trial Dispositions	0	0	0	0	0	0	0	0	0	0	0	0	0	
		Clark County	Bunkerville Justice Court	New Filings (cases)	2	3	0	0	3	1	0	1	0	1	3	1,242	3
				Reopened (cases)	0	0	0	0	0	0	0	0	0	0	0	8	0
				Charges	2	5	0	0	3	1	0	1	1	1	3	1,419	3
				Grand Total Dispositions	4	2	0	0	1	1	0	1	1	0	1	1,134	2
				Total Non-Trial Dispositions	4	2	0	0	0	1	0	1	1	0	1	1,134	2
				Total Trial Dispositions	0	0	0	0	1	0	0	0	0	0	0	0	0
	Clark County	Goodsprings Justice Court	New Filings (cases)	10	5	0	0	16	4	1	1	50	225	16	6,128	14	
			Reopened (cases)	0	0	0	0	0	0	0	0	0	3	0	46	0	
			Charges	15	6	0	0	19	5	1	1	52	229	26	7,329	18	
			Grand Total Dispositions ^c	20	11	0	0	36	24	2	8	60	203	36	8,767 ^c	13 ^c	
			Total Non-Trial Dispositions	20	11	0	0	36	24	1	8	60	203	36	8,765	13	
			Total Trial Dispositions	0	0	0	0	0	0	1	0	0	0	0	2	0	
Clark County	Henderson Justice Court	New Filings (cases)	24	18	0	0	29	5	3	1	122	40	79	2,619	27		
		Reopened (cases)	0	0	0	0	0	0	0	0	1	0	0	25	0		
		Charges	75	167	0	0	168	11	5	6	139	47	105	3,472	41		
		Grand Total Dispositions	26	23	0	0	49	12	5	3	154	51	121	2,939	31		
		Total Non-Trial Dispositions	26	22	0	0	49	12	5	3	154	51	120	2,938	31		
		Total Trial Dispositions	0	1	0	0	0	0	0	0	0	0	1	1	0		

^c Includes administrative case closures.

Source: Uniform System for Judicial Records, Nevada AOC, Research and Statistics Unit.

Table B5-2. Criminal Caseload Processed by Justice Courts in Nevada, Fiscal Year 2022.

Justice Court, Criminal Caseload, Misdemeanor (5 of 6)		Crimes Against Persons, Misdemeanor	Domestic Violence, Misdemeanor	Older/Vulnerable Persons Abuse, Misdemeanor	Protection Order Violation, Misdemeanor	Crimes Against Property, Misdemeanor	Drugs, Misdemeanor	Weapons, Misdemeanor	Public Order, Misdemeanor	Motor Vehicle - DUI, Misdemeanor	Motor Vehicle - Reckless, Misdemeanor	Other, Misdemeanor	Traffic, Misdemeanor	Parking		
8th Judicial District Cont.	Clark County Cont.	Las Vegas Justice Court	New Filings (cases)	3,196	2,842	1	0	4,315	908	89	2,158	3,744	713	2,356	135,515	6,540
			Reopened (cases)	66	166	0	0	55	4	15	35	742	26	20	0 ^d	0 ^d
			Charges	4,128	5,617	1	0	5,086	1,057	139	2,498	4,209	854	4,052	172,464	7,244
			Grand Total Dispositions	3,064	3,307	1	0	4,696	976	120	2,040	4,881	659	2,073	39,591 ^{f,g}	2,353 ^{f,g}
			Total Non-Trial Dispositions	3,049	3,303	1	0	4,691	976	119	2,039	4,869	659	2,071	39,581	2,353
		Total Trial Dispositions	15	4	0	0	5	0	1	1	12	0	2	10	0	
		Laughlin Justice Court	New Filings (cases)	50	40	0	0	85	5	0	11	28	19	23	4,509	327
			Reopened (cases)	0	0	0	0	0	0	0	0	0	0	0	2	0
			Charges	53	62	0	0	106	7	1	11	39	20	34	5,311	334
			Grand Total Dispositions	35	29	0	0	56	6	1	8	24	30	58	7,131 ^e	202 ^c
	Total Non-Trial Dispositions		35	29	0	0	56	6	1	8	24	30	58	7,131	202	
	Total Trial Dispositions	0	0	0	0	0	0	0	0	0	0	0	0	0		
	Mesquite Justice Court	New Filings (cases)	0	1	0	0	3	0	0	0	0	0	0	6	0	
		Reopened (cases)	0	0	0	0	0	0	0	0	0	0	0	0	0	
		Charges	4	9	0	0	13	1	0	0	0	0	3	15	0	
		Grand Total Dispositions ^c	0	0	0	0	3	0	0	0	0	1	0	3	0	
		Total Non-Trial Dispositions	0	0	0	0	3	0	0	0	1	0	0	3	0	
	Total Trial Dispositions	0	0	0	0	0	0	0	0	0	0	0	0	0		
	Moapa Justice Court	New Filings (cases)	4	1	0	0	4	1	1	0	16	12	7	1,553	2	
		Reopened (cases)	0	0	0	0	0	0	0	0	0	0	0	3	0	
		Charges	4	3	0	0	5	1	1	0	18	14	10	1,840	8	
		Grand Total Dispositions ^c	2	1	0	0	3	16	2	0	14	46	14	2,554 ^c	2 ^c	
		Total Non-Trial Dispositions	2	1	0	0	3	16	2	0	14	46	14	2,550	2	
	Total Trial Dispositions	0	0	0	0	0	0	0	0	0	0	0	4	0		
	Moapa Valley Justice Court	New Filings (cases)	6	3	0	0	12	3	0	0	6	3	50	957	42	
		Reopened (cases)	0	0	0	0	0	0	0	0	0	0	1	3	0	
		Charges	12	4	0	0	14	3	0	0	6	3	125	1,098	43	
		Grand Total Dispositions ^c	4	3	0	0	10	3	0	1	7	1	78	1,138 ^e	39 ^c	
Total Non-Trial Dispositions		4	3	0	0	10	3	0	1	7	1	78	1,136	39		
Total Trial Dispositions	0	0	0	0	0	0	0	0	0	0	0	2	0			
North Las Vegas Justice Court	New Filings (cases)	40	118	0	0	17	0	2	1	94	4	12	602	0		
	Reopened (cases)	1	0	0	0	0	0	0	0	0	0	0	2	0		
	Charges	86	304	0	0	82	12	9	10	131	6	50	1,090	2		
	Grand Total Dispositions ^c	42	129	0	0	33	2	0	3	94	3	11	620	0		
	Total Non-Trial Dispositions	42	129	0	0	33	2	0	3	94	3	11	620	0		
Total Trial Dispositions	0	0	0	0	0	0	0	0	0	0	0	0	0			
Searchlight Justice Court	New Filings (cases)	6	2	0	0	10	0	0	0	8	78	3	4,739	6		
	Reopened (cases)	0	0	0	0	0	0	0	0	0	0	0	10	0		
	Charges	6	7	0	0	10	0	0	0	9	78	4	5,292	12		
	Grand Total Dispositions	6	4	0	0	10	0	0	1	11	46	8	5,734	8		
	Total Non-Trial Dispositions	6	3	0	0	10	0	0	1	10	43	8	5,694	8		
Total Trial Dispositions	0	1	0	0	0	0	0	0	1	3	0	40	0			

^c Includes administrative case closures.

^d Reopened cases under-reported.

^f Court reported a large number of administrative closures (170,134 traffic and 193 parking dispositions). Because many of these dispositions are unrelated to the filings for the current fiscal year and in an effort to more accurately reflect actual dispositions of active cases, these administrative closures were not included in total dispositions but are provided in this footnote for general information.

^g Disposition data incomplete due to the development of a new online platform and limited IT programming resources needed to implement improved business processes. Complete data will be updated in future Annual Report publications.

Source: Uniform System for Judicial Records, Nevada AOC, Research and Statistics Unit.

Table B5-2. Criminal Caseload Processed by Justice Courts in Nevada, Fiscal Year 2022.

Justice Court, Criminal Caseload, Misdemeanor (6 of 6)				Crimes Against Persons, Misdemeanor	Domestic Violence, Misdemeanor	Older/Vulnerable Persons Abuse, Misdemeanor	Protection Order Violation, Misdemeanor	Crimes Against Property, Misdemeanor	Drugs, Misdemeanor	Weapons, Misdemeanor	Public Order, Misdemeanor	Motor Vehicle - DUI, Misdemeanor	Motor Vehicle - Reckless, Misdemeanor	Other, Misdemeanor	Traffic, Misdemeanor	Parking
9th Judicial District	Douglas County	East Fork Justice Court	New Filings (cases)	56	39	0	0	206	104	4	44	101	19	79	2,421	24
			Reopened (cases)	11	14	0	0	17	29	0	2	28	1	3	45	0
			Charges	58	57	2	0	231	145	5	76	109	25	119	3,253	38
		Grand Total Dispositions	63	50	0	0	209	106	7	40	123	19	67	2,333	23	
		Total Non-Trial Dispositions	55	48	0	0	203	105	7	38	122	19	65	2,322	23	
		Total Trial Dispositions	8	2	0	0	6	1	0	2	1	0	2	11	0	
	Tahoe Justice Court	New Filings (cases)	52	21	0	1	129	39	1	37	22	2	18	999	199	
		Reopened (cases)	2	3	0	0	2	3	0	0	6	0	0	5	0	
		Charges	57	28	0	2	149	55	2	63	27	2	24	1,289	226	
		Grand Total Dispositions	70	29	0	2	158	57	1	45	45	4	22	946	184	
Total Non-Trial Dispositions		70	25	0	2	156	57	1	45	43	4	22	944	184		
Total Trial Dispositions	0	4	0	0	2	0	0	0	2	0	0	2	0			
10th Judicial District	Churchill County	New River Justice Court	New Filings (cases)	21	35	0	6	55	79	2	28	95	16	69	3,766	6
		Reopened (cases)	0	0	0	0	0	0	0	0	0	0	0	2	0	
		Charges	25	43	0	7	66	93	3	31	110	21	99	4,672	8	
		Grand Total Dispositions	22	52	0	7	64	77	2	26	102	10	77	3,719	6	
		Total Non-Trial Dispositions	22	51	0	7	61	77	2	26	100	8	76	3,705	6	
Total Trial Dispositions	0	1	0	0	3	0	0	0	2	2	1	14	0			
11th Judicial District	Lander County	Argenta Justice Court	New Filings (cases)	11	10	0	3	15	8	0	4	5	2	49	186	0
			Reopened (cases)	0	0	0	0	0	0	0	0	0	0	0	0	0
			Charges	11	10	0	4	18	11	1	5	7	3	57	225	0
		Grand Total Dispositions ^c	16	8	0	3	19	10	0	7	13	2	50	278 ^c	0	
		Total Non-Trial Dispositions	16	8	0	3	19	10	0	7	13	2	49	278	0	
		Total Trial Dispositions	0	0	0	0	0	0	0	0	0	0	1	0	0	
	Austin Justice Court	New Filings (cases)	0	0	0	1	1	0	1	0	2	0	1	756	0	
		Reopened (cases)	0	0	0	0	0	0	0	0	0	0	0	0	0	
		Charges	0	0	0	1	1	0	1	0	2	0	1	846	1	
	Grand Total Dispositions ^c	0	0	0	0	1	1	0	0	0	0	105	794	0		
	Total Non-Trial Dispositions	0	0	0	0	1	1	0	0	0	0	105	794	0		
	Total Trial Dispositions	0	0	0	0	0	0	0	0	0	0	0	0	0		
	Mineral County	Hawthorne Justice Court	New Filings (cases)	8	10	0	2	23	15	1	15	31	19	30	2,682	1
			Reopened (cases)	0	0	0	0	1	3	0	0	0	1	0	7	0
			Charges	29	14	0	2	57	93	9	37	59	23	54	3,156	3
Grand Total Dispositions			2	5	0	0	6	3	0	10	16	14	15	2,264	1	
Total Non-Trial Dispositions			2	5	0	0	6	3	0	10	16	14	15	2,264	1	
Total Trial Dispositions	0	0	0	0	0	0	0	0	0	0	0	0	0			
Pershing County	Lake Justice Court	New Filings (cases)	8	8	0	1	29	9	0	5	15	2	36	376	0	
		Reopened (cases)	0	0	0	0	0	0	0	0	0	0	0	0	0	
		Charges	8	8	0	1	37	13	0	10	17	5	56	439	0	
		Grand Total Dispositions ^c	13	10	0	1	29	20	1	6	22	2	34	474 ^c	1 ^c	
		Total Non-Trial Dispositions	13	10	0	1	29	20	1	6	21	2	34	472	1	
Total Trial Dispositions	0	0	0	0	0	0	0	0	1	0	0	2	0			

^c Includes administrative case closures.

Source: Uniform System for Judicial Records, Nevada AOC, Research and Statistics Unit.

Table B6-1. Civil Caseload Processed by Justice Courts in Nevada, Fiscal Year 2022.

Justice Court, Civil Caseload, Aggregate (1 of 4)			Real Property	Tort	Contract	Contested Liens	Petitions to Seal Records	Other Civil Matters	Small Claims	Protection Orders	Totals
Totals^a	Nevada Justice Courts	New Filings (cases)	61,348	394	41,462	18	560	1,012	4,851	8,035	117,680
		Reopened (cases)	11,167	12	350	0	4	37	286	438	12,294
		Grand Total Dispositions	68,687	454	38,002	10	550	1,366	5,527	8,249	122,845
		Total Non-Trial Dispositions	67,996	445	37,990	10	550	1,349	4,291	8,249	120,880
		Total Trial Dispositions	691	9	12	0	0	17	1,236	0	1,965
1st Judicial District	Carson City Justice Court^b	New Filings (cases)	692	3	432	1	0	47	147	490	1,812
		Reopened (cases)	1	0	1	0	0	0	1	0	3
		Grand Total Dispositions	594	5	661	1	0	48	121	431	1,861
		Total Non-Trial Dispositions	508	5	657	1	0	46	16	431	1,664
		Total Trial Dispositions	86	0	4	0	0	2	105	0	197
	Storey County Justice Court	New Filings (cases)	8	0	5	0	0	1	5	28	47
		Reopened (cases)	1	0	0	0	0	0	0	0	1
		Grand Total Dispositions	7	0	5	0	0	0	3	18	33
		Total Non-Trial Dispositions	7	0	5	0	0	0	3	18	33
		Total Trial Dispositions	0	0	0	0	0	0	0	0	0
2nd Judicial District	Incline Village Justice Court	New Filings (cases)	18	0	14	0	0	8	10	18	68
		Reopened (cases)	0	0	0	0	0	0	0	4	4
		Grand Total Dispositions	17	1	22	0	0	11	11	22	84
		Total Non-Trial Dispositions	17	1	22	0	0	11	2	22	75
		Total Trial Dispositions	0	0	0	0	0	0	9	0	9
	Reno Justice Court	New Filings (cases)	3,328	64	2,079	0	0	77	1,098	666	7,312
		Reopened (cases)	445	1	69	0	0	3	113	21	652
		Grand Total Dispositions	3,626	37	2,098	0	0	179	1,081	636	7,657
		Total Non-Trial Dispositions	3,312	37	2,094	0	0	174	975	636	7,228
		Total Trial Dispositions	314	0	4	0	0	5	106	0	429
	Sparks Justice Court	New Filings (cases)	1,211	12	1,537	0	0	83	489	269	3,601
		Reopened (cases)	224	0	20	0	0	6	36	33	319
		Grand Total Dispositions	1,443	15	1,398	0	0	83	440	296	3,675
		Total Non-Trial Dispositions	1,376	15	1,398	0	0	80	385	296	3,550
		Total Trial Dispositions	67	0	0	0	0	3	55	0	125
Wadsworth Justice Court	New Filings (cases)	3	0	1	0	0	0	1	5	10	
	Reopened (cases)	4	0	0	0	0	0	0	0	4	
	Grand Total Dispositions	7	0	3	0	0	0	0	5	15	
	Total Non-Trial Dispositions	5	0	3	0	0	0	0	5	13	
	Total Trial Dispositions	2	0	0	0	0	0	0	0	2	
3rd Judicial District	Canal Justice Court	New Filings (cases)	300	0	248	0	2	0	45	185	780
		Reopened (cases)	0	0	1	0	0	0	0	0	1
		Grand Total Dispositions	225	0	251	0	1	0	57	181	715
		Total Non-Trial Dispositions	212	0	251	0	1	0	39	181	684
		Total Trial Dispositions	13	0	0	0	0	0	18	0	31
	Dayton Justice Court	New Filings (cases)	135	0	154	0	0	20	16	227	552
		Reopened (cases)	0	0	8	0	0	0	0	3	11
		Grand Total Dispositions	128	0	261	0	0	20	18	228	655
		Total Non-Trial Dispositions	112	0	261	0	0	17	16	228	634
		Total Trial Dispositions	16	0	0	0	0	3	2	0	21
	Walker River Justice Court	New Filings (cases)	172	0	45	0	0	22	35	207	481
		Reopened (cases)	72	0	1	0	0	0	0	41	114
		Grand Total Dispositions^c	268	0	95	0	0	15	37	279	694^c
		Total Non-Trial Dispositions	267	0	95	0	0	13	19	279	673
		Total Trial Dispositions	1	0	0	0	0	2	18	0	21

^a Totals reflect aggregate information from the Nevada Justice Courts. Information contained herein may reflect non-standard reporting and is noted by subsequent footnotes. Petitions to Seal Records are USJR Phase III-specific measures and reported in Other Civil Matters in the USJR Phase II statistics as defined in the Nevada Courts Statistical Reporting Dictionary.

^b Carson City Justice Court includes Municipal Court information.

^c Includes administrative case closures.

Source: Uniform System for Judicial Records, Nevada AOC, Research and Statistics Unit.

Table B6-1. Civil Caseload Processed by Justice Courts in Nevada, Fiscal Year 2022.

Justice Court, Civil Caseload, Aggregate (2 of 4)		Real Property	Tort	Contract	Contested Liens	Petitions to Seal Records	Other Civil Matters	Small Claims	Protection Orders	Totals		
4th Judicial District	Elko County	Carlin Justice Court	New Filings (cases)	16	0	11	0	0	0	3	20	50
			Reopened (cases)	0	0	0	0	0	0	0	0	0
			Grand Total Dispositions	12	0	15	0	0	1	2	19	49
			Total Non-Trial Dispositions	12	0	15	0	0	1	1	19	48
			Total Trial Dispositions	0	0	0	0	0	0	1	0	1
			New Filings (cases)	6	0	13	0	0	1	8	33	61
			Reopened (cases)	0	0	0	0	0	0	0	0	0
			Grand Total Dispositions	5	0	14	0	0	1	2	32	54
			Total Non-Trial Dispositions	5	0	14	0	0	1	2	32	54
			Total Trial Dispositions	0	0	0	0	0	0	0	0	0
			New Filings (cases)	154	1	337	0	0	13	68	374 ^d	947
			Reopened (cases)	3	0	5	0	0	1	0	30	39
		Grand Total Dispositions^c	162	1	354	0	0	200	147	393	1,257 ^c	
		Total Non-Trial Dispositions	159	1	354	0	0	200	139	393	1,246	
		Total Trial Dispositions	3	0	0	0	0	0	8	0	11	
		Wells Justice Court	New Filings (cases)	4	0	10	0	0	0	3	21	38
		Reopened (cases)	0	0	0	0	0	0	0	0		
		Grand Total Dispositions	0	0	3	0	0	1	0	13	17	
		Total Non-Trial Dispositions	0	0	3	0	0	1	0	13	17	
		Total Trial Dispositions	0	0	0	0	0	0	0	0	0	
5th Judicial District	Esmeralda County	Esmeralda Justice Court	New Filings (cases)	1	1	0	0	0	1	2	8	13
			Reopened (cases)	0	0	0	0	0	0	0	0	0
			Grand Total Dispositions	3	0	0	0	0	0	3	6	12
			Total Non-Trial Dispositions	3	0	0	0	0	0	3	6	12
			Total Trial Dispositions	0	0	0	0	0	0	0	0	0
		Beatty Justice Court	New Filings (cases)	6	0	9	0	0	1	2	23	41
		Reopened (cases)	0	0	0	0	0	0	0	0	0	
		Grand Total Dispositions	1	0	10	0	0	1	1	11	24	
		Total Non-Trial Dispositions	1	0	10	0	0	1	1	11	24	
		Total Trial Dispositions	0	0	0	0	0	0	0	0	0	
		Pahrump Justice Court	New Filings (cases)	135	1	419	0	7	0	26	351	939
		Reopened (cases)	3	0	17	0	0	0	1	2	23	
		Grand Total Dispositions	126	2	507	0	6	0	26	353	1,020	
		Total Non-Trial Dispositions	124	2	507	0	6	0	13	353	1,005	
		Total Trial Dispositions	2	0	0	0	0	0	13	0	15	
		Tonopah Justice Court	New Filings (cases)	11	0	22	0	0	0	6	72	111
	Reopened (cases)	1	0	0	0	0	0	0	0	1		
	Grand Total Dispositions	11	0	15	0	0	0	5	74	105		
	Total Non-Trial Dispositions	11	0	15	0	0	0	5	74	105		
	Total Trial Dispositions	0	0	0	0	0	0	0	0	0		
6th Judicial District	Humboldt County	Union Justice Court	New Filings (cases)	49	0	82	0	0	10	54	209	404
			Reopened (cases)	0	0	0	0	0	0	0	0	
			Grand Total Dispositions	39	0	86	0	0	9	36	208	378
			Total Non-Trial Dispositions	31	0	86	0	0	9	36	208	370
			Total Trial Dispositions	8	0	0	0	0	0	0	0	8

^c Includes administrative case closures.

^d High-risk protection orders not reported or incomplete.

Source: Uniform System for Judicial Records, Nevada AOC, Research and Statistics Unit.

Table B6-1. Civil Caseload Processed by Justice Courts in Nevada, Fiscal Year 2022.

Justice Court, Civil Caseload, Aggregate (3 of 4)			Real Property	Tort	Contract	Contested Liens	Petitions to Seal Records	Other Civil Matters	Small Claims	Protection Orders	Totals	
7th Judicial District	Eureka County	Eureka Justice Court	New Filings (cases)	1	0	10	0	0	0	0	9	20
			Reopened (cases)	0	0	0	0	0	0	0	0	0
			Grand Total Dispositions	0	0	3	0	0	0	0	11	14
			Total Non-Trial Dispositions	0	0	3	0	0	0	0	11	14
			Total Trial Dispositions	0	0	0	0	0	0	0	0	0
	Lincoln County	Meadow Valley Justice Court	New Filings (cases)	2	0	8	0	0	4	6	25 ^d	45
			Reopened (cases)	0	0	0	0	0	0	0	0	0
			Grand Total Dispositions	2	0	7	0	0	5	7	24	45
			Total Non-Trial Dispositions	1	0	7	0	0	5	2	24	39
			Total Trial Dispositions	1	0	0	0	0	0	5	0	6
	Pahrnagat Valley Justice Court	New Filings (cases)	3	0	4	0	0	1	1	5	14	
		Reopened (cases)	0	0	0	0	0	0	0	0	0	
		Grand Total Dispositions	2	0	1	0	0	1	1	2	7	
		Total Non-Trial Dispositions	2	0	1	0	0	1	1	2	7	
		Total Trial Dispositions	0	0	0	0	0	0	0	0	0	
White Pine County	Ely Justice Court	New Filings (cases)	40	0	56	0	0	0	44	83	223	
		Reopened (cases)	5	0	13	0	0	0	3	4	25	
		Grand Total Dispositions	36	0	41	0	0	0	43	84	204	
		Total Non-Trial Dispositions	36	0	41	0	0	0	20	84	181	
		Total Trial Dispositions	0	0	0	0	0	0	23	0	23	
8th Judicial District	Clark County	Boulder Justice Court	New Filings (cases)	70	0	83	0	0	14	105	272	
			Reopened (cases)	0	0	0	0	0	1	0	1	
			Grand Total Dispositions	61	0	76	0	0	9	103	249	
			Total Non-Trial Dispositions	61	0	76	0	0	7	103	247	
			Total Trial Dispositions	0	0	0	0	0	2	0	2	
			New Filings (cases)	0	0	0	0	0	0	0	0	
			Reopened (cases)	0	0	0	0	0	0	0	0	
			Grand Total Dispositions	0	0	0	0	0	0	0	0	
			Total Non-Trial Dispositions	0	0	0	0	0	0	0	0	
			Total Trial Dispositions	0	0	0	0	0	0	0	0	
		New Filings (cases)	14	0	23	0	0	0	2	11	50	
		Reopened (cases)	0	0	0	0	0	0	0	0		
		Grand Total Dispositions	7	0	15	0	0	0	1	10	33	
		Total Non-Trial Dispositions	6	0	15	0	0	0	0	10	31	
		Total Trial Dispositions	1	0	0	0	0	0	1	0	2	
		New Filings (cases)	4,348	10	4,004	2	0	27	202	597	9,190	
		Reopened (cases)	319	0	24	0	0	1	3	15	362	
		Grand Total Dispositions	4,420	12	3,734	0	0	20	175	577	8,938	
		Total Non-Trial Dispositions	4,350	12	3,734	0	0	20	152	577	8,845	
		Total Trial Dispositions	70	0	0	0	0	0	23	0	93	
		New Filings (cases)	44,714	296	27,368	14	551	471	2,292	2,955	78,661	
		Reopened (cases)	10,067	11	177	0	4	24	101	249	10,633	
		Grand Total Dispositions	52,840	364	25,126	8	543	449	2,750	3,180	85,260	
		Total Non-Trial Dispositions	52,743	355	25,126	8	543	448	1,969	3,180	84,372	
		Total Trial Dispositions	97	9	0	0	0	1	781	0	888	
	New Filings (cases)	106	0	101	0	0	0	1	31	239		
	Reopened (cases)	0	0	0	0	0	0	0	0	0		
	Grand Total Dispositions	106	0	98	0	0	1	1	37	243		
	Total Non-Trial Dispositions	106	0	94	0	0	1	1	37	239		
	Total Trial Dispositions	0	0	4	0	0	0	0	0	4		
	New Filings (cases)	51	0	43	0	0	2	12	84	192		
	Reopened (cases)	0	0	0	0	0	0	0	0	0		
	Grand Total Dispositions ^c	56	0	88	0	0	1	10	70	225 ^c		
	Total Non-Trial Dispositions	55	0	88	0	0	1	6	70	220		
	Total Trial Dispositions	1	0	0	0	0	0	4	0	5		

^c Includes administrative case closures.

^d High-risk protection orders not reported or incomplete.

Source: Uniform System for Judicial Records, Nevada AOC, Research and Statistics Unit.

Table B6-1. Civil Caseload Processed by Justice Courts in Nevada, Fiscal Year 2022.

Justice Court, Civil Caseload, Aggregate (4 of 4)				Real Property	Tort	Contract	Contested Liens	Petitions to Seal Records	Other Civil Matters	Small Claims	Protection Orders	Totals	
8th Judicial District Cont.	Clark County Cont.	Moapa Justice Court	New Filings (cases)	2	0	7	0	0	0	0	0	9	18
			Reopened (cases)	0	0	0	0	0	0	0	0	2	2
			Grand Total Dispositions	3	0	1	0	0	0	12	16		
			Total Non-Trial Dispositions	3	0	1	0	0	0	12	16		
			Total Trial Dispositions	0	0	0	0	0	0	0	0		
		Moapa Valley Justice Court	New Filings (cases)	8	0	16	0	0	0	0	47	71	
			Reopened (cases)	0	0	0	0	0	0	0	0		
			Grand Total Dispositions	7	0	17	0	0	0	36	60		
			Total Non-Trial Dispositions	7	0	17	0	0	0	36	60		
			Total Trial Dispositions	0	0	0	0	0	0	0	0		
		North Las Vegas Justice Court	New Filings (cases)	5,417	6	3,871	1	0	43	114	277	9,729	
			Reopened (cases)	15	0	1	0	0	0	2	6	24	
			Grand Total Dispositions	4,108	15	2,415	1	0	37	119	274	6,969	
			Total Non-Trial Dispositions	4,107	15	2,415	1	0	37	67	274	6,916	
			Total Trial Dispositions	1	0	0	0	0	0	52	0	53	
		Searchlight Justice Court	New Filings (cases)	20	0	5	0	0	0	1	7	33	
Reopened (cases)	0		0	0	0	0	0	0	0				
Grand Total Dispositions	18		0	5	0	0	0	2	5	30			
Total Non-Trial Dispositions	18		0	5	0	0	0	2	5	30			
Total Trial Dispositions	0		0	0	0	0	0	0	0	0			
9th Judicial District	Douglas County	East Fork Justice Court	New Filings (cases)	41	0	170	0	0	17	34	175	437	
			Reopened (cases)	0	0	2	0	0	0	1	0	3	
			Grand Total Dispositions	42	0	224	0	0	17	19	182	484	
			Total Non-Trial Dispositions	36	0	224	0	0	17	17	182	476	
		Total Trial Dispositions	6	0	0	0	0	0	2	0	8		
		Tahoe Justice Court	New Filings (cases)	13	0	17	0	0	17	8	33	88	
			Reopened (cases)	0	0	0	0	0	0	1	0	1	
			Grand Total Dispositions ^c	16	0	40	0	0	21	17	36	130 ^c	
Total Non-Trial Dispositions	15		0	40	0	0	21	14	36	126			
Total Trial Dispositions	1	0	0	0	0	0	3	0	4				
10th Judicial District	Churchill County	New River Justice Court	New Filings (cases)	173	0	184	0	0	126	56	269	808	
			Reopened (cases)	3	0	11	0	0	2	3	1	20	
			Grand Total Dispositions	151	0	202	0	0	126	58	266	803	
			Total Non-Trial Dispositions	150	0	202	0	0	125	53	266	796	
Total Trial Dispositions	1	0	0	0	0	1	5	0	7				
11th Judicial District	Lander County	Argenta Justice Court	New Filings (cases)	15	0	39	0	0	2	10	36	102	
			Reopened (cases)	0	0	0	0	0	0	0	13	13	
			Grand Total Dispositions	21	2	30	0	0	1	4	48	106	
		Total Non-Trial Dispositions	21	2	30	0	0	1	4	48	106		
		Total Trial Dispositions	0	0	0	0	0	0	0	0	0		
		Austin Justice Court	New Filings (cases)	0	0	1	0	0	1	0	4	6	
	Reopened (cases)		0	0	0	0	0	0	0	0	0		
	Grand Total Dispositions		0	0	1	0	0	2	0	1	4		
	Total Non-Trial Dispositions	0	0	1	0	0	2	0	1	4			
	Total Trial Dispositions	0	0	0	0	0	0	0	0	0			
	Mineral County	Hawthorne Justice Court	New Filings (cases)	25	0	7	0	0	9	16	39	96	
			Reopened (cases)	4	0	0	0	0	0	20	14	38	
Grand Total Dispositions ^c			90	0	58	0	0	116	266	57	587 ^c		
Total Non-Trial Dispositions			90	0	58	0	0	116	266	57	587		
Total Trial Dispositions	0	0	0	0	0	0	0	0	0				
Pershing County	Lake Justice Court	New Filings (cases)	36	0	27	0	0	8	20	28	119		
		Reopened (cases)	0	0	0	0	0	0	0	0	0		
		Grand Total Dispositions	27	0	22	0	0	0	55	29	133		
		Total Non-Trial Dispositions	27	0	22	0	0	0	55	29	133		
Total Trial Dispositions	0	0	0	0	0	0	0	0	0				

^c Includes administrative case closures.

Source: Uniform System for Judicial Records, Nevada AOC, Research and Statistics Unit.

Table B6-2. Civil Caseload Processed by Justice Courts in Nevada, Fiscal Year 2022.

Justice Court, Civil Caseload (1 of 4)			Real Property			Tort					Contract					Contested Liens	Petitions to Seal Records	Other Civil Matters	Small Claims	Protection Orders				
			Landlord Tenant (Summary Eviction)	Unlawful Detainer Complaint	Other Real Property	Auto Negligence	Premises Liability	Other Negligence	Intentional Misconduct	Other Tort	Credit Card Collection	Payday Loan Collection	Debt Collection Agency	Other Debt Collection	Contract Buyer Plaintiff					Other Contract	Request for DV Protection Orders	Request for Non-DV Protection Orders	High-Risk Protection Orders	
Totals^a	Nevada Justice Courts	New Filings (cases)	60,281	714	353	241	5	31	25	92	25,737	8,394	2,931	2,695	149	1,556	18	560	1,012	4,851	1,471	6,564	0	
		Reopened (cases)	11,139	23	5	6	1	1	1	3	138	34	89	43	5	41	0	4	37	286	74	364	0	
		Grand Total Dispositions	67,774	553	360	329	4	27	6	88	23,952	4,720	4,020	3,153	160	1,997	10	550	1,366	5,527	1,511	6,738	0	
		Total Non-Trial Dispositions	67,200	447	349	321	3	27	6	88	23,948	4,720	4,017	3,152	159	1,994	10	550	1,349	4,291	1,511	6,738	0	
		Total Trial Dispositions	574	106	11	8	1	0	0	0	4	0	3	1	1	3	0	0	17	1,236	0	0	0	
1st Judicial District	Carson City Justice Court ^b	New Filings (cases)	689	2	1	1	1	1	0	0	384	0	12	24	6	6	1	0	47	147	238	252	0	
		Reopened (cases)	1	0	0	0	0	0	0	0	0	0	1	0	0	0	0	0	0	1	0	0	0	
		Grand Total Dispositions	593	1	0	3	1	1	0	0	393	0	219	18	8	23	1	0	48	121	213	218	0	
		Total Non-Trial Dispositions	507	1	0	3	1	1	0	0	393	0	217	18	8	21	1	0	46	16	213	218	0	
		Total Trial Dispositions	86	0	0	0	0	0	0	0	0	0	2	0	0	2	0	0	2	105	0	0	0	
1st Judicial District	Storey Justice Court	New Filings (cases)	7	1	0	0	0	0	0	0	5	0	0	0	0	0	0	0	1	5	9	19	0	
		Reopened (cases)	0	1	0	0	0	0	0	0	0	0	0	0	0	0	0	0	0	0	0	0	0	
		Grand Total Dispositions	5	2	0	0	0	0	0	0	4	0	1	0	0	0	0	0	0	3	7	11	0	
		Total Non-Trial Dispositions	5	2	0	0	0	0	0	0	4	0	1	0	0	0	0	0	0	3	7	11	0	
		Total Trial Dispositions	0	0	0	0	0	0	0	0	0	0	0	0	0	0	0	0	0	0	0	0	0	
2nd Judicial District	Washoe County	Incline Village Justice Court	New Filings (cases)	18	0	0	0	0	0	0	11	0	0	2	1	0	0	0	8	10	3	15	(c)	
			Reopened (cases)	0	0	0	0	0	0	0	0	0	0	0	0	0	0	0	0	0	0	0	4	
			Grand Total Dispositions	16	1	0	0	0	0	1	0	13	0	4	1	0	4	0	0	11	11	3	19	
			Total Non-Trial Dispositions	16	1	0	0	0	0	1	0	13	0	4	1	0	4	0	0	11	2	3	19	
			Total Trial Dispositions	0	0	0	0	0	0	0	0	0	0	0	0	0	0	0	0	0	9	0	0	
	Washoe County	Reno Justice Court	New Filings (cases)	3,291	24	13	24	0	4	24	12	1,608	193	51	85	11	131	0	0	77	1,098	0	666	(c)
			Reopened (cases)	445	0	0	1	0	0	0	0	9	2	46	3	0	9	0	0	3	113	0	21	
			Grand Total Dispositions	3,588	25	13	26	0	1	0	10	1,549	118	171	122	8	130	0	0	179	1,081	0	636	
			Total Non-Trial Dispositions	3,283	24	5	26	0	1	0	10	1,549	118	170	121	7	129	0	0	174	975	0	636	
			Total Trial Dispositions	305	1	8	0	0	0	0	0	0	0	1	1	1	1	0	0	5	106	0	0	
	Washoe County	Sparks Justice Court	New Filings (cases)	1,199	8	4	8	0	0	0	4	806	576	11	106	1	37	0	0	83	489	0	269	(c)
			Reopened (cases)	222	2	0	0	0	0	0	0	10	2	6	1	0	1	0	0	6	36	0	33	
			Grand Total Dispositions	1,429	10	4	11	0	1	0	3	929	261	89	71	6	42	0	0	83	440	0	296	
			Total Non-Trial Dispositions	1,367	7	2	11	0	1	0	3	929	261	89	71	6	42	0	0	80	385	0	296	
			Total Trial Dispositions	62	3	2	0	0	0	0	0	0	0	0	0	0	0	0	0	3	55	0	0	
Washoe County	Wadsworth Justice Court	New Filings (cases)	3	0	0	0	0	0	0	0	1	0	0	0	0	0	0	0	0	1	0	5	(c)	
		Reopened (cases)	4	0	0	0	0	0	0	0	0	0	0	0	0	0	0	0	0	0	0	0		
		Grand Total Dispositions	7	0	0	0	0	0	0	0	3	0	0	0	0	0	0	0	0	0	0	5		
		Total Non-Trial Dispositions	5	0	0	0	0	0	0	0	3	0	0	0	0	0	0	0	0	0	0	5		
		Total Trial Dispositions	2	0	0	0	0	0	0	0	0	0	0	0	0	0	0	0	0	0	0	0		
3rd Judicial District	Lyon County	Canal Justice Court	New Filings (cases)	297	3	0	0	0	0	0	215	0	6	14	3	10	0	2	0	45	53	132	0	
			Reopened (cases)	0	0	0	0	0	0	0	0	0	0	1	0	0	0	0	0	0	0	0	0	
			Grand Total Dispositions	225	0	0	0	0	0	0	0	209	0	8	13	4	17	0	1	0	57	52	129	0
			Total Non-Trial Dispositions	212	0	0	0	0	0	0	0	209	0	8	13	4	17	0	1	0	39	52	129	0
			Total Trial Dispositions	13	0	0	0	0	0	0	0	0	0	0	0	0	0	0	0	0	18	0	0	0
		Dayton Justice Court	New Filings (cases)	135	0	0	0	0	0	0	0	133	0	1	10	1	9	0	0	20	16	82	145	0
			Reopened (cases)	0	0	0	0	0	0	0	0	8	0	0	0	0	0	0	0	0	0	1	2	0
			Grand Total Dispositions	128	0	0	0	0	0	0	0	168	0	58	14	3	18	0	0	20	18	83	145	0
			Total Non-Trial Dispositions	112	0	0	0	0	0	0	0	168	0	58	14	3	18	0	0	17	16	83	145	0
Walker River Justice Court	New Filings (cases)	170	0	2	0	0	0	0	0	39	0	1	5	0	0	0	0	22	35	92	115	0		
	Reopened (cases)	71	0	1	0	0	0	0	0	1	0	0	0	0	0	0	0	0	0	23	18	0		
	Grand Total Dispositions^d	264	0	4	0	0	0	0	0	60	0	26	7	1	1	0	0	15	37	134	145	0		
	Total Non-Trial Dispositions	263	0	4	0	0	0	0	0	60	0	26	7	1	1	0	0	13	19	134	145	0		
Total Trial Dispositions	1	0	0	0	0	0	0	0	0	0	0	0	0	0	0	0	2	18	0	0	0			

^a Totals reflect aggregate information from the Nevada Justice Courts. Information contained herein may reflect non-standard reporting and is noted by subsequent footnotes. Petitions to Seal Records are USJR Phase III-specific measures and reported in Other Civil Matters in the USJR Phase II statistics as defined in the Nevada Courts Statistical Reporting Dictionary.

^b Carson City Justice Court includes Municipal Court information.

^c High-risk protection orders typically filed and disposed in the district court of this county.

^d Includes administrative case closures.

Table B6-2. Civil Caseload Processed by Justice Courts in Nevada, Fiscal Year 2022.

Justice Court, Civil Caseload (2 of 4)		Real Property			Tort					Contract					Contested Liens	Petitions to Seal Records	Other Civil Matters	Small Claims	Protection Orders						
		Landlord Tenant (Summary Eviction)	Unlawful Detainer Complaint	Other Real Property	Auto Negligence	Premises Liability	Other Negligence	Intentional Misconduct	Other Tort	Credit Card Collection	Payday Loan Collection	Debt Collection Agency	Other Debt Collection	Contract Buyer Plaintiff					Other Contract	Request for DV Protection Orders	Request for Non-DV Protection Orders	High-Risk Protection Orders			
4th Judicial District	Elko County	Carlin Justice Court	New Filings (cases)	14	2	0	0	0	0	0	9	0	0	0	1	1	0	0	0	3	11	9	0		
			Reopened (cases)	0	0	0	0	0	0	0	0	0	0	0	0	0	0	0	0	0	0	0	0	0	0
			Grand Total Dispositions	12	0	0	0	0	0	0	11	0	0	1	1	2	0	0	1	2	11	8	0	0	0
			Total Non-Trial Dispositions	12	0	0	0	0	0	0	11	0	0	1	1	2	0	0	1	2	11	8	0	0	0
		Total Trial Dispositions	0	0	0	0	0	0	0	0	0	0	0	0	0	0	0	0	0	1	0	0	0	0	0
		Eastline Justice Court	New Filings (cases)	4	2	0	0	0	0	0	8	0	0	2	1	2	0	0	1	8	8	25	0	0	0
			Reopened (cases)	0	0	0	0	0	0	0	0	0	0	0	0	0	0	0	0	0	0	0	0	0	0
			Grand Total Dispositions	4	1	0	0	0	0	0	8	0	0	2	1	3	0	0	1	2	8	24	0	0	0
			Total Non-Trial Dispositions	4	1	0	0	0	0	0	8	0	0	2	1	3	0	0	1	2	8	24	0	0	0
		Total Trial Dispositions	0	0	0	0	0	0	0	0	0	0	0	0	0	0	0	0	0	0	0	0	0	0	0
		Elko Justice Court	New Filings (cases)	136	16	2	1	0	0	0	226	0	2	104	2	3	0	0	13	68	223	151	(f)	0	0
			Reopened (cases)	2	1	0	0	0	0	0	1	0	1	3	0	0	0	0	1	0	22	8	0	0	0
	Grand Total Dispositions ^d		147	14	1	1	0	0	0	221	0	21	106	1	5	0	0	200	147	238	155	0	0	0	
	Total Non-Trial Dispositions		145	13	1	1	0	0	0	221	0	21	106	1	5	0	0	200	139	238	155	0	0	0	
	Total Trial Dispositions	2	1	0	0	0	0	0	0	0	0	0	0	0	0	0	0	8	0	0	0	0	0	0	
	Wells Justice Court	New Filings (cases)	4	0	0	0	0	0	0	7	0	0	3	0	0	0	0	3	4	17	0	0	0	0	
Reopened (cases)		0	0	0	0	0	0	0	0	0	0	0	0	0	0	0	0	0	0	0	0	0	0		
Grand Total Dispositions		0	0	0	0	0	0	0	2	0	1	0	0	0	0	0	1	0	2	11	0	0	0		
Total Non-Trial Dispositions		0	0	0	0	0	0	0	2	0	1	0	0	0	0	0	1	0	2	11	0	0	0		
Total Trial Dispositions	0	0	0	0	0	0	0	0	0	0	0	0	0	0	0	0	0	0	0	0	0	0	0		
5th Judicial District	Esmeralda County	Esmeralda Justice Court	New Filings (cases)	1	0	0	1	0	0	0	0	0	0	0	0	0	0	1	2	2	6	0	0	0	
			Reopened (cases)	0	0	0	0	0	0	0	0	0	0	0	0	0	0	0	0	0	0	0	0	0	0
			Grand Total Dispositions	3	0	0	0	0	0	0	0	0	0	0	0	0	0	0	0	3	2	4	0	0	0
			Total Non-Trial Dispositions	3	0	0	0	0	0	0	0	0	0	0	0	0	0	0	0	3	2	4	0	0	0
	Total Trial Dispositions	0	0	0	0	0	0	0	0	0	0	0	0	0	0	0	0	0	0	0	0	0	0	0	
	Nye County	Beatty Justice Court	New Filings (cases)	5	1	0	0	0	0	9	0	0	0	0	0	0	0	1	2	11	12	0	0	0	
			Reopened (cases)	0	0	0	0	0	0	0	0	0	0	0	0	0	0	0	0	0	0	0	0	0	0
			Grand Total Dispositions	1	0	0	0	0	0	0	9	0	0	0	0	1	0	0	1	1	4	7	0	0	0
			Total Non-Trial Dispositions	1	0	0	0	0	0	0	9	0	0	0	0	1	0	0	1	1	4	7	0	0	0
		Total Trial Dispositions	0	0	0	0	0	0	0	0	0	0	0	0	0	0	0	0	0	0	0	0	0	0	0
		Pahrump Justice Court	New Filings (cases)	132	3	0	1	0	0	0	405	0	0	12	2	0	0	7	0	26	151	200	0	0	0
			Reopened (cases)	3	0	0	0	0	0	0	15	0	0	2	0	0	0	0	0	1	2	0	0	0	0
			Grand Total Dispositions	125	1	0	1	0	0	1	472	0	3	32	0	0	0	6	0	26	153	200	0	0	0
	Total Non-Trial Dispositions		123	1	0	1	0	0	1	472	0	3	32	0	0	0	6	0	13	153	200	0	0	0	
	Total Trial Dispositions	2	0	0	0	0	0	0	0	0	0	0	0	0	0	0	0	13	0	0	0	0	0		
	Tonopah Justice Court	New Filings (cases)	10	1	0	0	0	0	0	20	0	0	2	0	0	0	0	0	6	27	45	0	0	0	
Reopened (cases)		1	0	0	0	0	0	0	0	0	0	0	0	0	0	0	0	0	0	0	0	0	0		
Grand Total Dispositions		10	1	0	0	0	0	0	13	0	1	1	0	0	0	0	5	33	41	0	0	0	0		
Total Non-Trial Dispositions		10	1	0	0	0	0	0	13	0	1	1	0	0	0	0	5	33	41	0	0	0	0		
Total Trial Dispositions	0	0	0	0	0	0	0	0	0	0	0	0	0	0	0	0	0	0	0	0	0	0	0		
6th Judicial District	Humboldt County	Union Justice Court	New Filings (cases)	47	2	0	0	0	0	66	0	0	8	3	5	0	0	10	54	81	128	0	0	0	
			Reopened (cases)	0	0	0	0	0	0	0	0	0	0	0	0	0	0	0	0	0	0	0	0	0	0
			Grand Total Dispositions	39	0	0	0	0	0	0	72	0	3	5	1	5	0	0	9	36	78	130	0	0	0
			Total Non-Trial Dispositions	31	0	0	0	0	0	0	72	0	3	5	1	5	0	0	9	36	78	130	0	0	0
Total Trial Dispositions	8	0	0	0	0	0	0	0	0	0	0	0	0	0	0	0	0	0	0	0	0	0	0		
7th Judicial District	Eureka County	Eureka Justice Court	New Filings (cases)	1	0	0	0	0	0	10	0	0	0	0	0	0	0	0	0	6	3	0	0	0	
			Reopened (cases)	0	0	0	0	0	0	0	0	0	0	0	0	0	0	0	0	0	0	0	0	0	0
			Grand Total Dispositions	0	0	0	0	0	0	0	3	0	0	0	0	0	0	0	0	0	8	3	0	0	0
			Total Non-Trial Dispositions	0	0	0	0	0	0	0	3	0	0	0	0	0	0	0	0	0	8	3	0	0	0
Total Trial Dispositions	0	0	0	0	0	0	0	0	0	0	0	0	0	0	0	0	0	0	0	0	0	0	0		

^d Includes administrative case closures.

^f High-risk protection orders not reported or incomplete.

Source: Uniform System for Judicial Records, Nevada AOC, Research and Statistics Unit.

Table B6-2. Civil Caseload Processed by Justice Courts in Nevada, Fiscal Year 2022.

Justice Court, Civil Caseload (3 of 4)				Real Property			Tort					Contract					Contested Liens	Petitions to Seal Records	Other Civil Matters	Small Claims	Protection Orders				
				Landlord Tenant (Summary Eviction)	Unlawful Detainer Complaint	Other Real Property	Auto Negligence	Premises Liability	Other Negligence	Intentional Misconduct	Other Tort	Credit Card Collection	Payday Loan Collection	Debt Collection Agency	Other Debt Collection	Contract Buyer Plaintiff					Other Contract	Request for DV Protection Orders	Request for Non-DV Protection Orders	High-Risk Protection Orders	
7th Judicial District Cont.	Lincoln County	Meadow Valley Justice Court	New Filings (cases)	1	0	1	0	0	0	0	0	0	0	0	0	0	0	0	4	6	5	20	(f)		
		Reopened (cases)	0	0	0	0	0	0	0	0	0	0	0	0	0	0	0	0	0	0	0	0	0		
		Grand Total Dispositions	1	0	1	0	0	0	0	2	0	4	1	0	0	0	0	0	5	7	5	19			
		Total Non-Trial Dispositions	1	0	0	0	0	0	0	2	0	4	1	0	0	0	0	0	5	2	5	19			
		Total Trial Dispositions	0	0	1	0	0	0	0	0	0	0	0	0	0	0	0	0	0	0	0	0	0		
		Pahrnagat Valley Justice Court	New Filings (cases)	3	0	0	0	0	0	0	4	0	0	0	0	0	0	0	0	1	1	4	1	0	
	Reopened (cases)	0	0	0	0	0	0	0	0	0	0	0	0	0	0	0	0	0	0	0	0	0	0		
	Grand Total Dispositions	2	0	0	0	0	0	0	1	0	0	0	0	0	0	0	0	1	1	2	0	0			
	Total Non-Trial Dispositions	2	0	0	0	0	0	0	1	0	0	0	0	0	0	0	0	1	1	2	0	0			
	Total Trial Dispositions	0	0	0	0	0	0	0	0	0	0	0	0	0	0	0	0	0	0	0	0	0			
	White Pine County	Ely Justice Court	New Filings (cases)	36	4	0	0	0	0	0	33	0	18	4	1	0	0	0	0	44	53	30	0		
	Reopened (cases)	4	1	0	0	0	0	0	6	0	2	2	2	2	1	0	0	0	3	3	1	0			
Grand Total Dispositions	33	3	0	0	0	0	0	23	0	13	2	3	0	0	0	0	0	43	52	32	0				
Total Non-Trial Dispositions	33	3	0	0	0	0	0	23	0	13	2	3	0	0	0	0	0	20	52	32	0				
Total Trial Dispositions	0	0	0	0	0	0	0	0	0	0	0	0	0	0	0	0	0	23	0	0	0				
8th Judicial District	Clark County	Boulder Justice Court	New Filings (cases)	67	3	0	0	0	0	0	81	0	0	2	0	0	0	0	14	20	85	0 ^c			
		Reopened (cases)	0	0	0	0	0	0	0	0	0	0	0	0	0	0	0	0	1	0	0	0			
		Grand Total Dispositions	58	3	0	0	0	0	0	71	0	0	3	1	1	0	0	0	9	20	83	0			
		Total Non-Trial Dispositions	58	3	0	0	0	0	0	71	0	0	3	1	1	0	0	0	7	20	83	0			
		Total Trial Dispositions	0	0	0	0	0	0	0	0	0	0	0	0	0	0	0	0	2	0	0	0			
		Bunkerville Justice Court	New Filings (cases)	0	0	0	0	0	0	0	0	0	0	0	0	0	0	0	0	0	0	0	0 ^c		
		Reopened (cases)	0	0	0	0	0	0	0	0	0	0	0	0	0	0	0	0	0	0	0	0			
		Grand Total Dispositions	0	0	0	0	0	0	0	0	0	0	0	0	0	0	0	0	0	0	0	0			
		Total Non-Trial Dispositions	0	0	0	0	0	0	0	0	0	0	0	0	0	0	0	0	0	0	0	0			
		Total Trial Dispositions	0	0	0	0	0	0	0	0	0	0	0	0	0	0	0	0	0	0	0	0			
		Goodsprings Justice Court	New Filings (cases)	14	0	0	0	0	0	0	23	0	0	0	0	0	0	0	0	2	2	9	0 ^c		
		Reopened (cases)	0	0	0	0	0	0	0	0	0	0	0	0	0	0	0	0	0	0	0	0			
	Grand Total Dispositions	7	0	0	0	0	0	0	15	0	0	0	0	0	0	0	0	1	2	8	0				
	Total Non-Trial Dispositions	6	0	0	0	0	0	0	15	0	0	0	0	0	0	0	0	0	2	8	0				
	Total Trial Dispositions	1	0	0	0	0	0	0	0	0	0	0	0	0	0	0	0	1	0	0	0				
	Henderson Justice Court	New Filings (cases)	4,278	42	28	8	0	0	0	2	2,855	607	163	210	12	157	2	0	27	202	0	597	(c)		
	Reopened (cases)	319	0	0	0	0	0	0	0	11	3	0	5	0	5	0	0	1	3	0	15				
	Grand Total Dispositions	4,355	38	27	9	0	2	0	1	2,757	288	126	343	8	212	0	0	20	175	0	577				
	Total Non-Trial Dispositions	4,289	34	27	9	0	2	0	1	2,757	288	126	343	8	212	0	0	20	152	0	577				
	Total Trial Dispositions	66	4	0	0	0	0	0	0	0	0	0	0	0	0	0	0	0	23	0	0				
	Las Vegas Justice Court	New Filings (cases)	43,902	559	253	191	4	26	1	74	15,526	6,308	2,527	1,866	78	1,063	14	551	471	2,292	0	2,955	(c)		
	Reopened (cases)	10,045	18	4	5	1	1	1	3	67	26	33	24	3	24	0	4	24	101	0	249				
	Grand Total Dispositions	52,154	418	268	265	3	21	5	70	14,672	3,838	3,104	2,063	87	1,362	8	543	449	2,750	0	3,180				
	Total Non-Trial Dispositions	52,154	321	268	257	2	21	5	70	14,672	3,838	3,104	2,063	87	1,362	8	543	448	1,969	0	3,180				
Total Trial Dispositions	0	97	0	8	1	0	0	0	0	0	0	0	0	0	0	0	1	781	0	0					
Laughlin Justice Court	New Filings (cases)	106	0	0	0	0	0	0	0	75	0	1	3	0	22	0	0	0	1	10	21	0 ^c			
Reopened (cases)	0	0	0	0	0	0	0	0	0	0	0	0	0	0	0	0	0	0	0	0					
Grand Total Dispositions	106	0	0	0	0	0	0	0	59	0	1	3	0	35	0	0	1	1	14	23	0				
Total Non-Trial Dispositions	106	0	0	0	0	0	0	0	55	0	1	3	0	35	0	0	1	1	14	23	0				
Total Trial Dispositions	0	0	0	0	0	0	0	0	4	0	0	0	0	0	0	0	0	0	0	0					
Mesquite Justice Court	New Filings (cases)	51	0	0	0	0	0	0	0	39	1	0	3	0	0	0	0	2	12	38	46	0 ^c			
Reopened (cases)	0	0	0	0	0	0	0	0	0	0	0	0	0	0	0	0	0	0	0	0					
Grand Total Dispositions ^d	54	1	1	0	0	0	0	0	71	1	2	10	1	3	0	0	1	10	33	37	0				
Total Non-Trial Dispositions	53	1	1	0	0	0	0	0	71	1	2	10	1	3	0	0	1	6	33	37	0				
Total Trial Dispositions	1	0	0	0	0	0	0	0	0	0	0	0	0	0	0	0	0	4	0	0	0				

^c High-risk protection orders typically filed and disposed in the district court of this county.

^d Includes administrative case closures.

^f High-risk protection orders not reported or incomplete.

Source: Uniform System for Judicial Records, Nevada AOC, Research and Statistics Unit.

Table B6-2. Civil Caseload Processed by Justice Courts in Nevada, Fiscal Year 2022.

Justice Court, Civil Caseload (4 of 4)			Real Property			Tort					Contract					Contested Liens	Petitions to Seal Records	Other Civil Matters	Small Claims	Protection Orders									
			Landlord Tenant (Summary Eviction)	Unlawful Detainer Complaint	Other Real Property	Auto Negligence	Premises Liability	Other Negligence	Intentional Misconduct	Other Tort	Credit Card Collection	Payday Loan Collection	Debt Collection Agency	Other Debt Collection	Contract Buyer Plaintiff	Other Contract					Request for DV Protection Orders	Request for Non-DV Protection Orders	High-Risk Protection Orders						
8th Judicial District Cont.	Clark County Cont.	Moapa Justice Court	New Filings (cases)	2	0	0	0	0	0	0	0	0	0	0	7	0	0	0	0	0	0	0	0	0	0	6	3	0	0
		Reopened (cases)	0	0	0	0	0	0	0	0	0	0	0	0	0	0	0	0	0	0	0	0	0	0	0	2	0	0	0
		Grand Total Dispositions	2	1	0	0	0	0	0	0	0	0	0	0	0	0	0	0	0	0	0	0	0	0	0	9	3	0	0
		Total Non-Trial Dispositions	2	1	0	0	0	0	0	0	0	0	0	0	0	0	0	0	0	0	0	0	0	0	0	9	3	0	0
		Total Trial Dispositions	0	0	0	0	0	0	0	0	0	0	0	0	0	0	0	0	0	0	0	0	0	0	0	0	0	0	0
		Moapa Valley Justice Court	New Filings (cases)	7	1	0	0	0	0	0	0	16	0	0	0	0	0	0	0	0	0	0	0	0	0	0	11	36	0
	Reopened (cases)	0	0	0	0	0	0	0	0	0	0	0	0	0	0	0	0	0	0	0	0	0	0	0	0	0	0	0	
	Grand Total Dispositions	6	1	0	0	0	0	0	0	12	0	4	0	0	1	0	0	0	0	0	0	0	0	0	0	8	28	0	0
	Total Non-Trial Dispositions	6	1	0	0	0	0	0	0	12	0	4	0	0	1	0	0	0	0	0	0	0	0	0	0	8	28	0	0
	Total Trial Dispositions	0	0	0	0	0	0	0	0	0	0	0	0	0	0	0	0	0	0	0	0	0	0	0	0	0	0	0	
	North Las Vegas Justice Court	New Filings (cases)	5,328	40	49	6	0	0	0	2,724	709	122	199	24	93	1	0	43	114	0	277	(c)							
	Reopened (cases)	15	0	0	0	0	0	0	0	1	0	0	0	0	0	0	0	2	0	6									
Grand Total Dispositions	4,039	28	41	13	0	1	0	1	1,735	214	63	278	17	108	1	0	37	119	0	274									
Total Non-Trial Dispositions	4,038	28	41	13	0	1	0	1	1,735	214	63	278	17	108	1	0	37	119	0	274									
Total Trial Dispositions	1	0	0	0	0	0	0	0	0	0	0	0	0	0	0	0	0	0	0										
Searchlight Justice Court	New Filings (cases)	20	0	0	0	0	0	0	3	0	0	1	0	1	0	0	1	3	4	0									
Reopened (cases)	0	0	0	0	0	0	0	0	0	0	0	0	0	0	0	0	0	0	0										
Grand Total Dispositions	18	0	0	0	0	0	0	0	4	0	0	0	0	1	0	0	2	1	4	0									
Total Non-Trial Dispositions	18	0	0	0	0	0	0	0	4	0	0	0	0	1	0	0	2	1	4	0									
Total Trial Dispositions	0	0	0	0	0	0	0	0	0	0	0	0	0	0	0	0	0	0	0										
9th Judicial District	Douglas County	East Fork Justice Court	New Filings (cases)	41	0	0	0	0	0	146	0	6	17	0	1	0	0	17	34	82	93	0							
		Reopened (cases)	0	0	0	0	0	0	0	1	0	0	0	0	1	0	0	1	0	0	0								
		Grand Total Dispositions	41	1	0	0	0	0	0	143	0	56	23	0	2	0	0	17	19	83	99	0							
	Total Non-Trial Dispositions	35	1	0	0	0	0	0	143	0	56	23	0	2	0	0	17	17	83	99	0								
	Total Trial Dispositions	6	0	0	0	0	0	0	0	0	0	0	0	0	0	0	0	2	0	0	0								
	Tahoe Justice Court	New Filings (cases)	13	0	0	0	0	0	13	0	1	2	0	1	0	0	17	8	12	21	0								
Reopened (cases)	0	0	0	0	0	0	0	0	0	0	0	0	0	0	0	1	0	0	0										
Grand Total Dispositions ^d	15	1	0	0	0	0	0	26	0	2	6	1	5	0	0	21	17	15	21	0									
Total Non-Trial Dispositions	14	1	0	0	0	0	0	26	0	2	6	1	5	0	0	21	14	15	21	0									
Total Trial Dispositions	1	0	0	0	0	0	0	0	0	0	0	0	0	0	0	0	3	0	0	0									
10th Judicial	Churchill County	New River Justice Court	New Filings (cases)	173	0	0	0	0	0	163	0	2	10	1	8	0	0	126	56	157	112	0							
	Reopened (cases)	3	0	0	0	0	0	0	9	0	0	2	0	0	0	0	2	3	0	1	0								
Grand Total Dispositions	151	0	0	0	0	0	0	161	0	7	16	6	12	0	0	126	58	155	111	0									
Total Non-Trial Dispositions	150	0	0	0	0	0	0	161	0	7	16	6	12	0	0	125	53	155	111	0									
Total Trial Dispositions	1	0	0	0	0	0	0	0	0	0	0	0	0	0	1	5	0	0	0										
11th Judicial District	Lander County	Argenta Justice Court	New Filings (cases)	15	0	0	0	0	0	29	0	7	1	0	2	0	0	2	10	28	8	0							
		Reopened (cases)	0	0	0	0	0	0	0	0	0	0	0	0	0	0	0	0	11	2	0								
		Grand Total Dispositions	21	0	0	0	0	0	2	23	0	5	2	0	0	0	1	4	38	10	0								
	Total Non-Trial Dispositions	21	0	0	0	0	0	2	23	0	5	2	0	0	0	1	4	38	10	0									
	Total Trial Dispositions	0	0	0	0	0	0	0	0	0	0	0	0	0	0	0	0	0	0	0									
	Austin Justice Court	New Filings (cases)	0	0	0	0	0	0	0	1	0	0	0	0	0	0	1	0	1	3	0								
	Reopened (cases)	0	0	0	0	0	0	0	0	0	0	0	0	0	0	0	0	0	0	0									
	Grand Total Dispositions	0	0	0	0	0	0	0	0	0	1	0	0	0	0	2	0	0	0	1	0								
	Total Non-Trial Dispositions	0	0	0	0	0	0	0	0	0	1	0	0	0	0	2	0	0	0	1	0								
	Total Trial Dispositions	0	0	0	0	0	0	0	0	0	0	0	0	0	0	0	0	0	0	0									
	Mineral County	Hawthorne Justice Court	New Filings (cases)	25	0	0	0	0	0	7	0	0	0	0	0	0	0	9	16	23	16	0							
	Reopened (cases)	4	0	0	0	0	0	0	0	0	0	0	0	0	0	0	20	10	4	0									
Grand Total Dispositions ^d	89	1	0	0	0	0	0	24	0	22	10	1	1	0	0	116	266	30	27	0									
Total Non-Trial Dispositions	89	1	0	0	0	0	0	24	0	22	10	1	1	0	0	116	266	30	27	0									
Total Trial Dispositions	0	0	0	0	0	0	0	0	0	0	0	0	0	0	0	0	0	0	0										
Pershing County	Lake Justice Court	New Filings (cases)	36	0	0	0	0	0	22	0	0	0	1	4	0	0	8	20	15	13	0								
Reopened (cases)	0	0	0	0	0	0	0	0	0	0	0	0	0	0	0	0	0	0	0										
Grand Total Dispositions	26	1	0	0	0	0	0	14	0	5	0	1	2	0	0	55	15	14	0										
Total Non-Trial Dispositions	26	1	0	0	0	0	0	14	0	5	0	1	2	0	0	55	15	14	0										
Total Trial Dispositions	0	0	0	0	0	0	0	0	0	0	0	0	0	0	0	0	0	0	0										

^c High-risk protection orders typically filed and disposed in the district court of this county.

^d Includes administrative case closures.

Table B7-1. Criminal Caseload Processed by Municipal Courts in Nevada, Fiscal Year 2022.

Municipal Court, Criminal Caseload, Aggregate (1 of 2)			Misdemeanor (Non-Traffic), Total	Traffic and Parking Totals	
Totals^a	Nevada Municipal Courts	New Filings (cases)	34,212	99,948	
		Reopened (cases)	2,712	4,394	
		Charges	44,181	135,586	
		Grand Total Dispositions	39,573	98,526	
		Total Non-Trial Dispositions	39,403	98,364	
		Total Trial Dispositions	170	162	
2nd Judicial District	Washoe County	Reno Municipal Court	New Filings (cases)	4,987	13,079
		Reopened (cases)	670	528	
		Charges	5,653	16,977	
		Grand Total Dispositions	5,877	13,268	
		Total Non-Trial Dispositions	5,859	13,244	
		Total Trial Dispositions	18	24	
	Sparks Municipal Court	New Filings (cases)	1,559	4,037	
		Reopened (cases) ^b	17	1	
		Charges	1,814	6,305	
		Grand Total Dispositions	1,788	4,184	
		Total Non-Trial Dispositions	1,785	4,183	
		Total Trial Dispositions	3	1	
3rd Judicial District	Lyon County	Fernley Municipal Court	New Filings (cases)	303	2,249
		Reopened (cases)	1	2	
		Charges	442	2,955	
		Grand Total Dispositions	320	2,250	
		Total Non-Trial Dispositions	317	2,249	
		Total Trial Dispositions	3	1	
	Yerington Municipal Court	New Filings (cases)	80	50	
		Reopened (cases)	2	0	
		Charges	85	66	
		Grand Total Dispositions	102	46	
		Total Non-Trial Dispositions	102	46	
		Total Trial Dispositions	0	0	
4th Judicial District	Elko County	Carlin Municipal Court	New Filings (cases)	37	31
		Reopened (cases)	0	0	
		Charges	59	33	
		Grand Total Dispositions	35	35	
		Total Non-Trial Dispositions	35	35	
		Total Trial Dispositions	0	0	
		Elko Municipal Court	New Filings (cases)	131	201
			Reopened (cases)	89	13
			Charges	184	263
			Grand Total Dispositions	258 ^c	202
			Total Non-Trial Dispositions	256	202
			Total Trial Dispositions	2	0
		Wells Municipal Court	New Filings (cases)	5	21
			Reopened (cases)	0	0
	Charges		6	23	
	Grand Total Dispositions		10	17	
	Total Non-Trial Dispositions		10	17	
	Total Trial Dispositions		0	0	
	West Wendover Municipal Court	New Filings (cases)	97	296	
		Reopened (cases)	13	2	
Charges		120	328		
Grand Total Dispositions		85	255		
Total Non-Trial Dispositions		83	254		
Total Trial Dispositions		2	1		

^a Totals reflect aggregate information from the Nevada Municipal Courts. Information contained herein may reflect non-standard reporting and is noted by subsequent footnotes. Case types determined by the USJR charge hierarchy defined in the Nevada Courts Statistical Reporting Dictionary.

^b Reopened (cases) under-reported.

^c Includes administrative case closures.

Source: Uniform System for Judicial Records, Nevada AOC, Research and Statistics Unit.

Table B7-1. Criminal Caseload Processed by Municipal Courts in Nevada, Fiscal Year 2022.

Municipal Court, Criminal Caseload, Aggregate (2 of 2)			Misdemeanor (Non-Traffic), Total	Traffic and Parking Totals		
7th Judicial District	Lincoln County	Caliente Municipal Court	New Filings (cases)	0	0	
			Reopened (cases)	0	0	
			Charges	0	0	
			Grand Total Dispositions	0	0	
			Total Non-Trial Dispositions	0	0	
			Total Trial Dispositions	0	0	
	White Pine County	Ely Municipal Court	New Filings (cases)	145	305	
			Reopened (cases)	5	6	
			Charges	176	433	
			Grand Total Dispositions	156	318	
		Total Non-Trial Dispositions	155	316		
		Total Trial Dispositions	1	2		
8th Judicial District	Clark County	Boulder Municipal Court	New Filings (cases)	385	1,396	
			Reopened (cases)	7	4	
			Charges	580	1,941	
			Grand Total Dispositions	383	1,583 ^c	
			Total Non-Trial Dispositions	376	1,581	
				Total Trial Dispositions	7	2
			Henderson Municipal Court	New Filings (cases)	4,516	16,311
			Reopened (cases)	1,865	3,810	
			Charges	5,983	20,352	
			Grand Total Dispositions	6,202	17,073	
			Total Non-Trial Dispositions	6,179	17,048	
				Total Trial Dispositions	23	25
			Las Vegas Municipal Court	New Filings (cases)	16,731	44,207
			Reopened (cases)	42	28	
			Charges	22,611	56,817	
		Grand Total Dispositions	19,099 ^c	42,320		
		Total Non-Trial Dispositions	19,012	42,245		
			Total Trial Dispositions	87	75	
		Mesquite Municipal Court	New Filings (cases)	746	1,212	
		Reopened (cases)	0	0		
	Charges	905	2,829			
	Grand Total Dispositions	641	1,161			
	Total Non-Trial Dispositions	639	1,160			
		Total Trial Dispositions	2	1		
	North Las Vegas Municipal Court	New Filings (cases)	4,237	16,205		
	Reopened (cases)	0	0			
	Charges	5,302	25,781			
	Grand Total Dispositions	4,420	15,508			
	Total Non-Trial Dispositions	4,398	15,478			
		Total Trial Dispositions	22	30		
10th Judicial District	Churchill County	Fallon Municipal Court	New Filings (cases)	253	348	
			Reopened (cases)	1	0	
			Charges	261	483	
			Grand Total Dispositions	197	306	
			Total Non-Trial Dispositions	197	306	
		Total Trial Dispositions	0	0		

^c Includes administrative case closures.

Source: Uniform System for Judicial Records, Nevada AOC, Research and Statistics Unit.

Table B7-2. Criminal Caseload Processed by Municipal Courts in Nevada, Fiscal Year 2022.

Municipal Court, Criminal Caseload, Misdemeanor (1 of 3)			Crimes Against Persons,	Domestic Violence,	Older/Vulnerable Persons	Protection Order Violation,	Crimes Against Property,	Drugs,	Weapons,	Public Order,	Motor Vehicle - DUI,	Motor Vehicle - Reckless,	Other,	Traffic,	Parking	
			Misdemeanor	Misdemeanor	Abuse, Misdemeanor	Misdemeanor	Misdemeanor		Misdemeanor		Misdemeanor	Misdemeanor				Misdemeanor
Totals^a	Nevada Municipal Courts	New Filings (cases)	3,765	6,124	17	519	5,169	2,612	211	3,466	4,490	662	7,177	98,817	1,131	
		Reopened (cases)	142	663	1	74	500	371	3	139	666	36	117	4,361	33	
		Charges	4,723	6,447	18	619	5,880	3,787	354	4,566	6,879	989	9,919	134,264	1,322	
		Grand Total Dispositions	3,691	7,069	16	538	5,777	3,048	179	3,625	4,592	545	10,493	97,486	1,040	
		Total Non-Trial Dispositions	3,644	7,033	16	535	5,755	3,044	178	3,612	4,575	542	10,469	97,325	1,039	
	Total Trial Dispositions	47	36	0	3	22	4	1	13	17	3	24	161	1		
2nd Judicial District	Washoe County	Reno Municipal Court	New Filings (cases)	467	384	15	24	1,886	206	17	798	685	88	417	13,075	4
			Reopened (cases)	37	100	1	3	133	31	0	84	232	15	34	527	1
			Charges	504	402	16	36	2,076	248	23	864	731	125	628	16,945	32
			Grand Total Dispositions	467	452	15	21	2,096	240	16	999	838	109	624	13,263	5
			Total Non-Trial Dispositions	464	450	15	21	2,091	240	16	998	833	108	623	13,239	5
		Total Trial Dispositions	3	2	0	0	5	0	0	1	5	1	1	24	0	
		Sparks Municipal Court	New Filings (cases)	138	281	0	44	529	136	18	77	202	36	98	3,978	59
		Reopened (cases)^b	0	2	0	2	4	0	0	2	6	0	1	1 ^b	0 ^b	
		Charges	144	294	0	46	590	187	18	105	222	44	164	6,186	119	
		Grand Total Dispositions	169	358	0	46	523	160	14	75	280	34	129	4,110	74	
	Total Non-Trial Dispositions	168	358	0	46	522	160	13	75	280	34	129	4,109	74		
	Total Trial Dispositions	1	0	0	0	1	0	1	0	0	0	0	1	0		
3rd Judicial District	Lyon County	Fernley Municipal Court	New Filings (cases)	48	0	0	3	72	29	0	18	68	7	58	2,241	8
			Reopened (cases)	0	0	0	0	0	0	0	0	1	0	0	2	0
			Charges	50	0	0	3	84	38	0	22	81	12	152	2,947	8
			Grand Total Dispositions	47	1	0	2	90	20	1	23	61	8	67	2,243	7
			Total Non-Trial Dispositions	46	1	0	2	90	20	1	23	60	7	67	2,242	7
		Total Trial Dispositions	1	0	0	0	0	0	0	0	1	1	0	1	0	
		Yerington Municipal Court	New Filings (cases)	4	2	0	1	7	3	0	36	8	0	19	50	0
		Reopened (cases)	0	1	0	0	0	0	0	0	1	0	0	0	0	
		Charges	4	2	0	1	7	3	0	40	8	0	20	66	0	
		Grand Total Dispositions	4	6	0	1	6	1	0	66	8	0	10	46	0	
	Total Non-Trial Dispositions	4	6	0	1	6	1	0	66	8	0	10	46	0		
	Total Trial Dispositions	0	0	0	0	0	0	0	0	0	0	0	0	0		

^a Totals reflect aggregate information from the Nevada Municipal Courts. Information contained herein may reflect non-standard reporting and is noted by subsequent footnotes. Case types determined by the USJR charge hierarchy defined in the Nevada Courts Statistical Reporting Dictionary.

^b Reopened (cases) under-reported.

Source: Uniform System for Judicial Records, Nevada AOC, Research and Statistics Unit.

Table B7-2. Criminal Caseload Processed by Municipal Courts in Nevada, Fiscal Year 2022.

Municipal Court, Criminal Caseload, Misdemeanor (2 of 3)				Crimes Against Persons, Misdemeanor	Domestic Violence, Misdemeanor	Older/Vulnerable Persons Abuse, Misdemeanor	Protection Order Violation, Misdemeanor	Crimes Against Property, Misdemeanor	Drugs, Misdemeanor	Weapons, Misdemeanor	Public Order, Misdemeanor	Motor Vehicle - DUI, Misdemeanor	Motor Vehicle - Reckless, Misdemeanor	Other, Misdemeanor	Traffic, Misdemeanor	Parking	
4th Judicial District	Elko County	Carlin Municipal Court	New Filings (cases)	0	0	0	0	3	0	0	19	0	0	15	25	6	
			Reopened (cases)	0	0	0	0	0	0	0	0	0	0	0	0	0	0
		Charges	0	0	0	0	3	0	0	0	0	28	0	0	28	27	6
		Grand Total Dispositions	3	0	0	0	2	0	0	0	0	18	0	0	12	28	7
		Total Non-Trial Dispositions	3	0	0	0	2	0	0	0	0	18	0	0	12	28	7
		Total Trial Dispositions	0	0	0	0	0	0	0	0	0	0	0	0	0	0	0
		Elko Municipal Court	New Filings (cases)	2	0	0	0	32	0	0	0	16	45	5	31	197	4
			Reopened (cases)	0	0	0	0	23	0	0	0	9	50	0	7	12	1
			Charges	2	0	0	0	37	0	0	0	26	48	15	56	259	4
			Grand Total Dispositions ^c	5	0	0	0	76	0	0	0	45	75	6	51	195	7
			Total Non-Trial Dispositions	5	0	0	0	76	0	0	0	44	74	6	51	195	7
			Total Trial Dispositions	0	0	0	0	0	0	0	0	1	1	0	0	0	0
		Wells Municipal Court	New Filings (cases)	1	0	0	0	3	0	0	0	0	1	0	0	21	0
			Reopened (cases)	0	0	0	0	0	0	0	0	0	0	0	0	0	0
			Charges	1	0	0	0	3	0	0	0	1	1	0	0	23	0
			Grand Total Dispositions	3	0	0	0	3	0	0	0	1	0	0	0	17	0
	Total Non-Trial Dispositions		3	0	0	0	3	0	0	0	1	0	0	0	17	0	
	Total Trial Dispositions		0	0	0	0	0	0	0	0	0	0	0	0	0	0	
	West Wendover Municipal Court	New Filings (cases)	14	0	0	0	38	1	1	7	27	2	7	296	0		
		Reopened (cases)	0	0	0	0	4	0	0	1	6	0	2	2	0		
Charges		16	0	0	0	43	1	1	11	32	5	11	328	0			
Grand Total Dispositions		20	0	0	0	22	0	1	8	20	3	11	255	0			
Total Non-Trial Dispositions		19	0	0	0	22	0	1	7	20	3	11	254	0			
Total Trial Dispositions		1	0	0	0	0	0	0	1	0	0	0	1	0			
7th Judicial District	Lincoln County	Caliente Municipal Court	New Filings (cases)	0	0	0	0	0	0	0	0	0	0	0	0	0	
			Reopened (cases)	0	0	0	0	0	0	0	0	0	0	0	0	0	
		Charges	0	0	0	0	0	0	0	0	0	0	0	0	0	0	
		Grand Total Dispositions	0	0	0	0	0	0	0	0	0	0	0	0	0	0	
		Total Non-Trial Dispositions	0	0	0	0	0	0	0	0	0	0	0	0	0	0	
	Total Trial Dispositions	0	0	0	0	0	0	0	0	0	0	0	0	0	0		
	White Pine County	Ely Municipal Court	New Filings (cases)	11	0	0	1	26	5	3	67	21	3	8	304	1	
			Reopened (cases)	0	0	0	0	0	0	0	0	3	2	0	0	6	0
		Charges	11	0	0	1	27	5	3	90	25	5	9	431	2		
		Grand Total Dispositions	18	0	0	0	24	8	3	62	27	4	10	300	18		
Total Non-Trial Dispositions		18	0	0	0	24	8	3	61	27	4	10	298	18			
Total Trial Dispositions	0	0	0	0	0	0	0	1	0	0	0	2	0				

^c Includes administrative case closures.

Source: Uniform System for Judicial Records, Nevada AOC, Research and Statistics Unit.

Table B7-2. Criminal Caseload Processed by Municipal Courts in Nevada, Fiscal Year 2022.

			Crimes Against Persons, Misdemeanor	Domestic Violence, Misdemeanor	Older/Vulnerable Persons Abuse, Misdemeanor	Protection Order Violation, Misdemeanor	Crimes Against Property, Misdemeanor	Drugs, Misdemeanor	Weapons, Misdemeanor	Public Order, Misdemeanor	Motor Vehicle - DUI, Misdemeanor	Motor Vehicle - Reckless, Misdemeanor	Other, Misdemeanor	Traffic, Misdemeanor	Parking	
8th Judicial District	Clark County	Boulder Municipal Court	New Filings (cases)	40	28	0	3	40	62	6	34	88	39	45	1,377	19
		Reopened (cases)	2	0	0	0	1	1	0	0	1	1	1	0	4	0
		Charges	45	36	0	3	59	140	6	49	106	46	90		1,917	24
		Grand Total Dispositions	56	7	0	5	30	50	5	33	86	61	50		1,554 ^c	29 ^c
		Total Non-Trial Dispositions	55	7	0	4	27	50	5	32	85	61	50		1,552	29
		Total Trial Dispositions	1	0	0	1	3	0	0	1	1	0	0		2	0
		Henderson Municipal Court	New Filings (cases)	333	1,113	1	103	915	545	11	116	432	29	918	15,745	566
		Reopened (cases)	101	543	0	69	329	337	3	36	356	19	72		3,798	12
		Charges	349	1,173	1	115	1,017	869	12	143	505	32	1,767		19,752	600
		Grand Total Dispositions	444	1,603	0	185	1,175	877	26	165	786	52	889		16,618	455
		Total Non-Trial Dispositions	441	1,592	0	185	1,173	876	26	165	785	52	884		16,593	455
		Total Trial Dispositions	3	11	0	0	2	1	0	0	1	0	5		25	0
		Las Vegas Municipal Court	New Filings (cases)	2,344	3,346	0	261	1,008	1,099	116	2,225	2,158	226	3,948	43,885	322
		Reopened (cases)	2	17	0	0	5	2	0	3	11	1	1		9	19
		Charges	3,215	3,521	0	306	1,233	1,648	240	3,113	4,329	442	4,564		56,493	324
		Grand Total Dispositions^c	2,067	3,587	0	195	1,106	1,174	74	2,074	1,708	86	7,028		42,034	286
		Total Non-Trial Dispositions	2,037	3,570	0	193	1,098	1,171	74	2,066	1,702	86	7,015		41,960	285
		Total Trial Dispositions	30	17	0	2	8	3	0	8	6	0	13		74	1
		Mesquite Municipal Court	New Filings (cases)	32	54	0	5	322	130	4	49	123	4	23	1,185	27
		Reopened (cases)	0	0	0	0	0	0	0	0	0	0	0	0	0	0
Charges	32	58	0	6	358	207	6	70	132	5	31		2,802	27		
Grand Total Dispositions	28	63	0	4	280	93	2	51	88	4	28		1,136	25		
Total Non-Trial Dispositions	28	62	0	4	279	93	2	51	88	4	28		1,135	25		
Total Trial Dispositions	0	1	0	0	1	0	0	0	0	0	0		1	0		
North Las Vegas Municipal Court	New Filings (cases)	319	900	0	68	254	392	35	0	596	223	1,450	16,093	112		
Reopened (cases)	0	0	0	0	0	0	0	0	0	0	0	0	0	0		
Charges	336	945	0	96	305	436	45	0	623	258	2,258		25,608	173		
Grand Total Dispositions	346	979	0	73	311	418	37	0	588	177	1,491		15,383	125		
Total Non-Trial Dispositions	339	974	0	73	309	418	37	0	586	176	1,486		15,353	125		
Total Trial Dispositions	7	5	0	0	2	0	0	0	2	1	5		30	0		
10th Judicial District	Churchill County	Fallon Municipal Court	New Filings (cases)	12	16	1	6	34	4	0	4	36	0	140	345	3
		Reopened (cases)	0	0	0	0	1	0	0	0	0	0	0	0	0	0
		Charges	14	16	1	6	38	5	0	4	36	0	141		480	3
		Grand Total Dispositions	14	13	1	6	33	7	0	5	27	1	90		304	2
		Total Non-Trial Dispositions	14	13	1	6	33	7	0	5	27	1	90		304	2
Total Trial Dispositions	0	0	0	0	0	0	0	0	0	0	0		0	0		

^c Includes administrative case closures.

Source: Uniform System for Judicial Records, Nevada AOC, Research and Statistics Unit.

Table B8. Civil Caseload Processed by Municipal Courts in Nevada, Fiscal Year 2022.

Municipal Court, Civil Caseload, Aggregate (1 of 2)			Real Property	Tort	Contract	Contested Liens	Petitions to Seal Records	Other Civil Matters	Totals
Totals^a	Nevada Municipal Courts	New Filings (cases)	0	0	0	0	232	714	946
		Reopened (cases)	0	0	0	0	0	218	218
		Grand Total Dispositions	0	0	0	0	257	956	1,213
		Total Non-Trial Dispositions	0	0	0	0	257	956	1,213
		Total Trial Dispositions	0	0	0	0	0	0	0
2nd Judicial District	Washoe County	Reno Municipal Court	New Filings (cases)	0	0	0	0	58	58
		Reopened (cases)	0	0	0	0	2	2	
		Grand Total Dispositions	0	0	0	0	74	74	
		Total Non-Trial Dispositions	0	0	0	0	74	74	
		Total Trial Dispositions	0	0	0	0	0	0	
	Sparks Municipal Court	New Filings (cases)	0	0	0	0	16	16	
	Reopened (cases)	0	0	0	0	0	0		
	Grand Total Dispositions	0	0	0	0	11	11		
	Total Non-Trial Dispositions	0	0	0	0	11	11		
	Total Trial Dispositions	0	0	0	0	0	0		
3rd Judicial District	Lyon County	Fernley Municipal Court	New Filings (cases)	0	0	0	0	2	2
		Reopened (cases)	0	0	0	0	0	0	
		Grand Total Dispositions	0	0	0	0	0	0	
		Total Non-Trial Dispositions	0	0	0	0	0	0	
		Total Trial Dispositions	0	0	0	0	0	0	
	Yerington Municipal Court	New Filings (cases)	0	0	0	0	0	0	
	Reopened (cases)	0	0	0	0	0	0		
	Grand Total Dispositions	0	0	0	0	0	0		
	Total Non-Trial Dispositions	0	0	0	0	0	0		
	Total Trial Dispositions	0	0	0	0	0	0		
4th Judicial District	Elko County	Carlin Municipal Court	New Filings (cases)	0	0	0	0	0	0
		Reopened (cases)	0	0	0	0	0	0	
		Grand Total Dispositions	0	0	0	0	0	0	
		Total Non-Trial Dispositions	0	0	0	0	0	0	
		Total Trial Dispositions	0	0	0	0	0	0	
		Elko Municipal Court	New Filings (cases)	0	0	0	0	4	4
		Reopened (cases)	0	0	0	0	0	0	
		Grand Total Dispositions	0	0	0	0	1	1	
		Total Non-Trial Dispositions	0	0	0	0	1	1	
		Total Trial Dispositions	0	0	0	0	0	0	
		Wells Municipal Court	New Filings (cases)	0	0	0	0	0	0
		Reopened (cases)	0	0	0	0	0	0	
		Grand Total Dispositions	0	0	0	0	0	0	
		Total Non-Trial Dispositions	0	0	0	0	0	0	
		Total Trial Dispositions	0	0	0	0	0	0	
	West Wendover Municipal Court	New Filings (cases)	0	0	0	0	0	0	
	Reopened (cases)	0	0	0	0	0	0		
	Grand Total Dispositions	0	0	0	0	0	0		
Total Non-Trial Dispositions	0	0	0	0	0	0			
Total Trial Dispositions	0	0	0	0	0	0			

^a Totals reflect aggregate information from the Nevada Municipal Courts. Information contained herein may reflect non-standard reporting and is noted by subsequent footnotes. Petitions to Seal Records are USJR Phase III-specific measures and reported in Other Civil Matters in the USJR Phase II statistics as defined in the Nevada Courts Statistical Reporting Dictionary.

Source: Uniform System for Judicial Records, Nevada AOC, Research and Statistics Unit.

Table B8. Civil Caseload Processed by Municipal Courts in Nevada, Fiscal Year 2022.

Municipal Court, Civil Caseload, Aggregate (2 of 2)			Real Property	Tort	Contract	Contested Liens	Petitions to Seal Records	Other Civil Matters	Totals	
7th Judicial District	Lincoln County	Caliente Municipal Court	New Filings (cases)	0	0	0	0	0	0	0
			Reopened (cases)	0	0	0	0	0	0	0
			Grand Total Dispositions	0	0	0	0	0	0	0
			Total Non-Trial Dispositions	0	0	0	0	0	0	0
			Total Trial Dispositions	0	0	0	0	0	0	0
	White Pine County	Ely Municipal Court	New Filings (cases)	0	0	0	0	0	0	0
			Reopened (cases)	0	0	0	0	0	0	0
			Grand Total Dispositions	0	0	0	0	0	0	0
			Total Non-Trial Dispositions	0	0	0	0	0	0	0
			Total Trial Dispositions	0	0	0	0	0	0	0
8th Judicial District	Clark County	Boulder Municipal Court	New Filings (cases)	0	0	0	0	0	2	2
			Reopened (cases)	0	0	0	0	0	0	0
			Grand Total Dispositions	0	0	0	0	0	2	2
			Total Non-Trial Dispositions	0	0	0	0	0	2	2
			Total Trial Dispositions	0	0	0	0	0	0	0
			New Filings (cases)	0	0	0	0	89	3	92
			Reopened (cases)	0	0	0	0	0	0	0
			Grand Total Dispositions^b	0	0	0	0	114	4	118 ^b
			Total Non-Trial Dispositions	0	0	0	0	114	4	118
			Total Trial Dispositions	0	0	0	0	0	0	0
			New Filings (cases)	0	0	0	0	0	624	624
			Reopened (cases)	0	0	0	0	0	216	216
			Grand Total Dispositions	0	0	0	0	0	862	862
			Total Non-Trial Dispositions	0	0	0	0	0	862	862
			Total Trial Dispositions	0	0	0	0	0	0	0
		New Filings (cases)	0	0	0	0	0	4	4	
		Reopened (cases)	0	0	0	0	0	0	0	
		Grand Total Dispositions	0	0	0	0	0	2	2	
		Total Non-Trial Dispositions	0	0	0	0	0	2	2	
		Total Trial Dispositions	0	0	0	0	0	0	0	
	New Filings (cases)	0	0	0	0	143	0	143		
	Reopened (cases)	0	0	0	0	0	0	0		
	Grand Total Dispositions	0	0	0	0	143	0	143		
	Total Non-Trial Dispositions	0	0	0	0	143	0	143		
	Total Trial Dispositions	0	0	0	0	0	0	0		
10th Judicial District	Churchill County	Fallon Municipal Court	New Filings (cases)	0	0	0	0	0	1	1
			Reopened (cases)	0	0	0	0	0	0	0
			Grand Total Dispositions	0	0	0	0	0	0	0
			Total Non-Trial Dispositions	0	0	0	0	0	0	0
			Total Trial Dispositions	0	0	0	0	0	0	0

^b Includes administrative case closures.

Source: Uniform System for Judicial Records, Nevada AOC, Research and Statistics Unit.

Table B9. Juvenile Traffic Caseload Processed by Courts in Nevada, Fiscal Year 2022.

Juvenile Traffic			New Filings (cases)	Reopened	Charges	Grand Total Dispositions	Total Non-Trial Dispositions	Total Bench Trial Dispositions
Totals ^a	Nevada Trial Courts		4,445	29	6,068	5,375	5,363	12
	District Court Total		2,090	3	2,898	1,949	1,937	12
	Justice Court Total		1,961	0	2,679	3,021	3,021	0
	Municipal Court Total		394	26	491	405	405	0
1st Judicial District	Carson City	Carson City District Court	191	2	258	128	128	0
	Storey County	Storey County District Court	2	0	2	2	2	0
2nd Judicial District	Washoe County	Washoe County District Court	1,286	0 ^b	1,879	1,239	1,229	10
3rd Judicial District	Lyon County	Lyon County District Court	131	0	159	134	134	0
4th Judicial District	Elko County	Elko County District Court	174	0	209	147	147	0
5th Judicial District	Esmeralda County	Esmeralda County District Court	1	0	1	5	5	0
	Nye County	Nye County District Court	54	0	68	53	53	0
6th Judicial District	Humboldt County	Humboldt County District Court	84	0	102	68	68	0
7th Judicial District	Eureka County	Eureka County District Court ^c	-	-	-	-	-	-
		Eureka Justice Court	2	0	2	1	1	0
	Lincoln County	Lincoln County District Court ^c	-	-	-	-	-	-
		Meadow Valley Justice Court	5	0	5	5	5	0
		Pahranagat Valley Justice Court	13	0	15	9	9	0
	White Pine County	White Pine County District Court ^c	-	-	-	-	-	-
Ely Justice Court		23	0	27	24	24	0	
8th Judicial District	Clark County	Clark County District Court ^c	-	-	-	-	-	-
		Boulder Justice Court	5	0	6	5	5	0
		Bunkerville Justice Court	14	0	22	17	17	0
		Goodsprings Justice Court	14	0	17	23	23	0
		Henderson Justice Court	42	0	56	47	47	0
		Las Vegas Justice Court	1,767	0 ^b	2,438	2,772 ^d	2,772	0
		Laughlin Justice Court	17	0	21	42 ^f	42	0
		Moapa Justice Court	18	0	22	27	27	0
		Moapa Valley Justice Court	31	0	35	28	28	0
		North Las Vegas Justice Court	2	0	4	6	6	0
		Searchlight Justice Court	8	0	9	15	15	0
		Boulder Municipal Court	25	2	36	30	30	0
		Henderson Municipal Court	336	24	412	345	345	0
Mesquite Municipal Court	33	0	43	30	30	0		
9th Judicial District	Douglas County	Douglas County District Court	82	0	107	81	79	2
10th Judicial District	Churchill County	Churchill County District Court	71	1	91	74	74	0
11th Judicial District	Lander County	Lander County District Court	2	0	3	3	3	0
	Mineral County	Mineral County District Court	10	0	16	12	12	0
	Pershing County	Pershing County District Court	2	0	3	3	3	0

^a Totals reflect aggregate information from the Nevada Trial Courts. Information contained herein may reflect non-standard reporting and is noted by subsequent footnotes.

^b Reopen counts not reported or under-reported.

^c Juvenile traffic violations handled and reported by limited jurisdiction courts.

^d Court reported a large number of administrative closures (1,134 dispositions). Because many of these dispositions are unrelated to the filings for the current fiscal year and in an effort to more accurately reflect actual dispositions of active cases, these administrative closures were not included in total dispositions but are provided in this footnote for general information.

^f Includes administrative case closures.

Source: Uniform System for Judicial Records, Nevada AOC, Research and Statistics Unit.

Table C1. Summary of Specialty Court Program Distributions with General Fund Appropriation, Fiscal Year 2022.^a

Jurisdiction	Court Type	Fiscal Year 2022 Expended	Fiscal Year 2022 Returned ^b	Fiscal Year 2022 Approved
Western Region				
Western Region	Felony DUI	\$17,855.68	\$844.32	\$18,700.00
	Medication-Assisted Treatment	\$57,671.00	\$0.00	\$57,671.00
	Mental Health	\$31,450.00	\$0.00	\$31,450.00
First Judicial District	Juvenile Drug	\$779.00	\$0.00	\$779.00
Carson City Justice	Misdemeanor Treatment	\$23,665.00	\$0.00	\$23,665.00
East Fork Justice	Alcohol and Drug	\$12,073.00	\$0.00	\$12,073.00
Western Region Total		\$143,493.68	\$844.32	\$144,338.00
Washoe Region				
Second Judicial District ^c	Medication-Assisted Treatment	\$211,336.00	\$0.00	\$211,336.00
	Prison Re-entry Court	\$50,000.00	\$0.00	\$50,000.00
Reno Justice	DUI Court	\$20,020.52	\$229.48	\$20,250.00
	Community Court	\$95,291.31	\$4,472.69	\$99,764.00
Sparks Justice	Recovery Court	\$30,576.29	\$973.71	\$31,550.00
Reno Municipal ^c	Community Court	\$17,500.00	\$0.00	\$17,500.00
Sparks Municipal	Young Adult Recovery Court	\$12,500.00	\$0.00	\$12,500.00
	Drug and Alcohol	\$39,568.66	\$27,531.34	\$67,100.00
Washoe Region Total		\$476,792.78	\$33,207.22	\$510,000.00
Eastern Region				
Fourth Judicial District	Adult Drug	\$15,000.00	\$0.00	\$15,000.00
	Family Preservation	\$15,000.00	\$0.00	\$15,000.00
	Juvenile Drug	\$32,600.48	\$65.52	\$32,666.00
Seventh Judicial District	Adult Drug	\$32,331.00	\$0.00	\$32,331.00
Eastern Region Total		\$94,931.48	\$65.52	\$94,997.00
Fifth Judicial Region				
Nye County--Tonopah	Adult Drug	\$23,665.00	\$0.00	\$23,665.00
	Fifth Judicial Region Total		\$23,665.00	\$0.00
Central Region				
Humboldt County ^c	Adult Drug	\$71,000.00	\$0.00	\$71,000.00
	Family Treatment	\$45,000.00	\$0.00	\$45,000.00
	Juvenile Diversion	\$10,000.00	\$0.00	\$10,000.00
	Mental Health	\$61,000.00	\$0.00	\$61,000.00
Central Region Total		\$187,000.00	\$0.00	\$187,000.00
Clark Region				
Eighth Judicial District	Adult Drug Co-Occurring Court	\$725,727.00	\$0.00	\$725,727.00
	Gambling Treatment Diversion Court	\$1,000.00	\$0.00	\$1,000.00
	M.A.T. Re-entry Court	\$5,000.00	\$0.00	\$5,000.00
	Mental Health Court	\$725,727.00	\$0.00	\$725,727.00
	Veteran's Treatment Court	\$93,700.00	\$0.00	\$93,700.00
Las Vegas Justice ^c	Adult Drug	\$49,699.89	\$100,300.11	\$150,000.00
	Veterans Treatment	\$50,000.00	\$0.00	\$50,000.00
Laughlin Justice	Adult Drug	\$33,683.72	\$38,404.28	\$72,088.00
North Las Vegas Justice	Community Court	\$11,082.27	\$28,480.73	\$39,563.00
Boulder City Municipal	Habitual Offender	\$30,000.00	\$0.00	\$30,000.00
Henderson Municipal	Veterans Treatment	\$50,675.00	\$0.00	\$50,675.00
	Drug Court	\$15,000.00	\$0.00	\$15,000.00
Las Vegas Municipal	Veterans Treatment	\$12,492.36	\$2,507.64	\$15,000.00
	HOPE Court	\$15,000.00	\$0.00	\$15,000.00
	Women in Need	\$1,204.27	\$13,795.73	\$15,000.00
	Mental Health	\$15,000.00	\$0.00	\$15,000.00
	Habitual Offender	\$21,520.00	\$0.00	\$21,520.00
Clark Region Total		\$1,856,511.51	\$183,488.49	\$2,040,000.00
Grand Total Specialty Court GF Distributions		\$2,782,394.45	\$217,605.55	\$3,000,000.00

^a Includes General Fund funded specialty courts. Court counts as listed may not correspond to Table C3.

^b Returned monies were reverted back to the State General Fund.

^c Does not include courts reported in Table C3 due to separate funding sources.

Source: Nevada Administrative Office of the Courts, Specialty Courts Program.

Table C2. Summary of Specialty Court Program Distributions with Administrative Assessment Revenue, Fiscal Year 2022.^a

Jurisdiction	Court Type	Fiscal Year 2021 Carry Forward ^b	Fiscal Year 2022 Distributed	Fiscal Year 2022 Approved
Western Region				
Western Region	Adult Drug (5 Programs)	\$0.00	\$400,064.00	\$400,064.00
First Judicial District	Juvenile Drug	\$1,043.40	\$9,435.60	\$10,479.00
Carson City/Douglas	DUI Court ^c	\$3,483.55	\$24,459.45	\$27,943.00
Carson City Justice	Mental Health	\$4,107.00	\$54,096.00	\$58,203.00
Western Region Total		\$8,633.95	\$488,055.05	\$496,689.00
Washoe Region				
Second Judicial District ^d	Adult Drug (2 Tracks)	\$0.00	\$583,020.00	\$583,020.00
	Family Treatment	\$0.00	\$69,346.00	\$69,346.00
	Felony DUI	\$0.00	\$55,821.00	\$55,821.00
	Mental Health	\$0.00	\$17,391.00	\$17,391.00
	Veterans Treatment	\$0.00	\$81,975.00	\$81,975.00
Reno Justice	Drug and Alcohol	\$1,186.81	\$124,168.19	\$125,355.00
Reno Municipal ^d	DUI (Dept. 1) Fresh Start	\$0.00	\$27,085.00	\$27,085.00
	Co-Occurring Disorders Court	\$0.00	\$52,301.00	\$52,301.00
Sparks Municipal	Drug and Alcohol	\$7,390.25	\$14,351.75	\$21,742.00
Washoe Region Total		\$8,577.06	\$1,025,458.94	\$1,034,036.00
Eastern Region				
Fourth Judicial District	Adult Drug	\$0.00	\$112,677.00	\$112,677.00
	Juvenile Drug	\$0.00	\$51,509.00	\$51,509.00
Seventh Judicial District	Adult Drug (2 Tracks)	\$0.00	\$66,516.00	\$66,516.00
Eastern Region Total		\$0.00	\$230,702.00	\$230,702.00
Fifth Judicial Region				
Nye County–Pahrump	Adult Drug	\$0.00	\$100,536.00	\$100,536.00
Fifth Judicial Region Total		\$0.00	\$100,536.00	\$100,536.00
Central Region				
Humboldt County (6th JD) ^d	Adult Drug	\$0.00	\$49,124.00	\$49,124.00
Pershing County (11th JD) ^f	Adult Drug	\$30,507.50	\$14,616.50	\$45,124.00
Central Region Total		\$30,507.50	\$63,740.50	\$94,248.00
Clark Region				
Eighth Judicial District	Adult Drug (3 Tracks)	\$113,066.55	\$1,446,067.45	\$1,559,134.00
	Family/Child Support Drug (2 Tracks)	\$114,971.72	\$322,896.28	\$437,868.00
	Felony DUI	\$33,928.08	\$144,576.92	\$178,505.00
	Juvenile Drug	\$116,876.58	\$120,918.42	\$237,795.00
	Mental Health	\$166,264.32	\$296,387.68	\$462,652.00
Las Vegas Justice ^d	Adult Drug	\$7,555.00	\$213,248.00	\$220,803.00
	DUI Court (Dept. 5A) ^g	\$0.00	\$29,027.00	\$29,027.00
	DUI Court (Dept. 5B) ^g	\$0.00	\$29,027.00	\$29,027.00
Henderson Municipal	ABC Court	\$1,809.14	\$25,564.86	\$27,374.00
Las Vegas Municipal	Adult Drug	\$0.14	\$52,141.86	\$52,142.00
	DUI Court	\$35,118.86	\$35,276.14	\$70,395.00
	HOPE Court	\$12,134.21	\$96,988.79	\$109,123.00
	Women in Need	\$3,590.31	\$33,363.69	\$36,954.00
Clark Region Total		\$605,314.91	\$2,845,484.09	\$3,450,799.00
Grand Total Specialty Court AA Distributions		\$653,033.42	\$4,753,976.58	\$5,407,010.00

^a Includes fee funded specialty courts. Court counts as listed may not correspond to Table C3.

^b Carry forward is used to fund first-quarter distributions of the following fiscal year.

^c Statistics reported as Western Region courts in Table C3.

^d Does not include courts reported in Table C3 due to separate funding sources.

^f Does not include courts reported in Table C3 due to aggregated funding source.

^g The DUI Court Program is a single program but is reported with separate funding amounts due to operation by separate judicial officers.

Source: Nevada Administrative Office of the Courts, Specialty Courts Program.

Table C3. Summary of Specialty Court Statistics, Fiscal Year 2022.^a

Jurisdiction	New Admissions ^b	Graduates	Terminations ^c	Active Cases at Year's End	Drug Free Babies ^d
Western Region					
First Judicial District Court ^f	3	2	5	4	0
Western Region (10 Specialty Courts)	218	120	37	447	0
Carson City Justice Court (2 Specialty Courts)	43	16	20	47	0
East Fork Justice Court	4	4	2	7	0
Western Region Total	268	142	64	505	0
Washoe Region					
Second Judicial District Court (11 Specialty Courts)	329	286	130	416	5
Reno Justice Court (3 Specialty Courts)	132	51	64	176	0
Sparks Justice Court	26	20	13	21	0
Reno Municipal Court (5 Specialty Courts)	311	94	108	219	0
Sparks Municipal Court (2 Specialty Courts) ^f	19	14	4	26	0
Washoe Region Total	817	465	319	858	5
Eastern Region					
Fourth Judicial District Court (5 Specialty Courts) ^f	42	16	29	39	0
Seventh Judicial District Court (2 Specialty Courts) ^f	13	13	6	18	0
Eastern Region Total	55	29	35	57	0
Fifth Judicial Region					
Fifth Judicial District Court (2 Specialty Courts)	28	36	14	45	1
Fifth Judicial Region Total	28	36	14	45	1
Central Region					
Sixth Judicial District Court (5 Specialty Courts) ^{f,g}	40	39	15	44	4
Eleventh Judicial District Court (2 Specialty Courts)	12	5	9	12	0
Central Region Total	52	44	24	56	4
Clark Region					
Eighth Judicial District Court (13 Specialty Courts)	1,058	429	514	1,166	6
Las Vegas Justice Court (8 Specialty Courts)	155	85	96	196	2
Laughlin Justice Court	4	0	3	16	0
North Las Vegas Justice Court	7	1	3	13	0
Boulder City Municipal Court	5	6	3	11	1
Henderson Municipal Court (2 Specialty Courts)	24	13	6	43	0
Las Vegas Municipal Court (7 Specialty Courts) ^f	114	47	70	112	5
Mesquite Municipal Court	8	8	3	9	1
Clark Region Total	1,375	589	698	1,566	15
All Specialty Courts	2,595	1,305	1,154	3,087	25

^a Includes General Fund, fee funded, and community funded specialty courts. Court counts as listed in the Nevada Drug Court Case Management System unless otherwise footnoted.

^b Includes new admissions and voluntary admissions.

^c Includes terminations, transfers, other outcomes, and participants who died while in the program.

^d Drug free babies as reported from the respective court to the Research and Statistics Unit.

^f Court reports separate funding sources as one court in the Nevada Drug Court Case Management System.

^g Court count will differ from tables C1 and C2 due to included unfunded courts.

Source: Nevada Drug Court Case Management System.

Criminal Caseload Glossary

When to Count Filings: Cases are counted by defendants in District Court when the court receives notification of a bind over from a lower court or receives the formal charging document from the District Attorney’s Office. Felony and gross misdemeanor filings in Justice Court are counted by defendants when the court receives the formal charging document, generally a complaint or citation. Misdemeanor and traffic filings in Justice and Municipal Courts are counted by defendants when the court receives the citation or complaint. Cases with multiple charges that span different categories and types are classified by hierarchies that are defined in the *Nevada Courts Statistical Reporting Dictionary* and can be found at <http://nvcourts.gov/>.

Criminal Case Categories: A broad classification category for trial court caseload that includes cases involving the alleged violation of a state law, local ordinance, or federal regulation (traffic only).

[Listed in hierarchal order, felony = highest]

- **Felony** – Cases heard at District Court, with preliminary hearings at Justice Court, for defendants charged with a violation of state law that is punishable by death or imprisonment in the state prison.
- **Gross Misdemeanor** – Cases heard at District Court, with preliminary hearings at Justice Court, for defendants charged with a violation of state law that involves an offense that does not fit within the definitions of felony, misdemeanor, or traffic cases. Gross misdemeanor offenses are punishable by fine or incarceration or both for no more than \$2,000 or 1 year, respectively (unless the statute in force at the time of commission of such an offense prescribed a different penalty).
- **Misdemeanor (Non-Traffic)** – Cases heard at Justice and Municipal Courts for defendants charged with the violation of state law or local ordinance that involves an offense punishable by fine or incarceration or both for no more than \$1,000 or 6 months, respectively (unless the statute in force at the time of commission of such an offense prescribed a different penalty).
- **Traffic Misdemeanor** – Cases heard at Justice and Municipal Courts for moving and non-moving violations of traffic law or ordinance that do not pertain to parking of a motor vehicle.
- **Parking Violations** – Cases heard at Justice and Municipal Courts for parking of a motor vehicle in violation of a traffic law or ordinance.
- **Appeal from Limited Jurisdiction Court** – Cases heard at District Court in which the court reviews the judgment of a Justice or Municipal Court for a criminal case.

Criminal Case Types: The following case types can be felony, gross misdemeanor, or misdemeanor (non-traffic) criminal case categories, unless otherwise noted. *[Listed in hierarchal order, Crimes Against Persons = highest]*

- **Crimes Against Persons** – A case type in which a defendant is charged with a crime against person(s). Examples include assault with a deadly weapon, rape, kidnapping, murder, manslaughter, and robbery.
- **Domestic Violence** – A case type involving allegations of violence, coercion, or intimidation by a family or household member against another family or household member.
- **Older/Vulnerable Persons Abuse** – A case type involving allegations of abusing, neglecting, exploiting, or isolating older or vulnerable persons.
- **Child Abuse and Neglect** – A case type in which a person is charged with willfully exposing, causing, or permitting a child who is less than 18 years of age to suffer unjustifiable physical pain or mental suffering as a result of abuse or neglect. This case type is only reported in felony or gross misdemeanor case categories.
- **Protection Order Violation** – A case type alleging violation of a court order that was issued to help protect an individual from stalking and harassment or to protect minors from harm.
- **Crimes Against Property** – A case type in which a defendant is charged with a crime against property. Examples include grand larceny, burglary, auto theft, arson, forgery, fraud, embezzlement, vandalism, and bad checks.
- **Drugs** – A case type involving illegal possession, sale, use, manufacture, trafficking, or furnishing of drugs.
- **Weapons** – A case type involving violations of regulations or statutes controlling the carrying, using, possessing, furnishing, and manufacturing of deadly weapons or silencers.
- **Public Order** – A case type involving violations of liquor laws, drunkenness, gambling, and prostitution. Some jurisdictions refer to these as “public nuisance” or “quality of life” offenses, or “crimes against society.”
- **Motor Vehicle - DUI** – A case type that involves a charge of driving under the influence of either alcohol or drugs (DUI), or driving while impaired. This case type is only reported in felony or misdemeanor case categories.
- **Motor Vehicle - Reckless Driving** – A case type that involves a charge of driving a motor vehicle in such a way as to willfully or wantonly endanger the safety of others or with disregard for the consequences. This case type is only reported in felony or misdemeanor case categories.
- **Motor Vehicle - Other** – A case type including cases of unknown specificity or cases not attributable to one of the other previously defined motor vehicle case types. This case type is only reported in felony or gross misdemeanor case categories.
- **Other** – A case type including cases of unknown specificity or cases not attributable to one of the other previously defined case categories. Other can be classified as “Other Felony,” “Other Gross Misdemeanor,” and “Other Non-Traffic Misdemeanor.”

Criminal Caseload Glossary

Pending Cases: Cases requiring disposition or cases that have requests to modify or require enforcement of existing judgments.

- **Active Cases:** Pending cases that have not been classified as inactive.
- **Inactive Cases:** Pending cases administratively classified as inactive due to issues that require resolution (outside the courts' purview) before the adjudication process can be resumed. Examples include court-issued stays, warrants, and diversion.

Reopened Cases: Cases where judgments have been previously entered but have been restored to the pending caseload due to the filing of a request to modify or enforce existing judgments. Cases remanded with correction from appeals are included.

When to Count Dispositions: A criminal case is considered disposed when adjudication for that case occurs. For statistical purposes, adjudication is defined as date of sentencing, date of adjudication, or date charges are disposed, whichever occurs last. Cases with multiple charges that require multiple types of disposition are only counted as one type and are classified by hierarchies that are defined in the *Nevada Courts Statistical Reporting Dictionary* and can be found at <http://nvcourts.gov/>.

Non-Trial Dispositions (District Court): A subtype of case dispositions where the case is resolved without a bench or jury trial. This subtype includes:

- Other Manner of Disposition
- Nolle Prosequi (before trial)
- Transferred (before/during trial)
- Dismissed (before trial)
- Guilty Plea with Sentence (before trial)
- Dismissed (after diversion)

Bench Trial Dispositions (District Court): A subtype of case dispositions where the case is resolved with a judicial officer determining both the issues of fact and law in a criminal case. This subtype includes:

- Dismissed (during trial)
- Acquittal
- Guilty Plea with Sentence (during trial)
- Conviction

Jury Trial Dispositions (District Court): A subtype of case dispositions where the case is resolved with an empaneled jury determining the issues of fact and returning a verdict in a criminal case. This subtype includes:

- Dismissed (during trial)
- Acquittal
- Guilty Plea with Sentence (during trial)
- Conviction

Non-Trial Dispositions (Justice and Municipal Courts): A subtype of case dispositions where the case is resolved without a bench or jury trial. This subtype includes:

- Other Manner of Disposition
- Bail Forfeiture
- Nolle Prosequi (before trial)
- Transferred (before/during trial)
- Dismissed (before trial)
- Guilty Plea with Sentence (before trial)
- Dismissed (after diversion)
- Waiver of Preliminary Hearing
- Dismissed (during preliminary hearing)
- Guilty Plea with Sentence (during preliminary hearing)
- Bindover

Trial Dispositions (Justice and Municipal Courts): A subtype of case dispositions where the case is resolved with a judicial officer or an empaneled jury determining both the issues of fact and law in a criminal case. In Justice Courts, these manners of disposition are only used for misdemeanor charges in felony and gross misdemeanor cases. This subtype includes:

- Dismissed (during trial)
- Acquittal
- Guilty Plea with Sentence (during trial)
- Conviction

Civil Caseload Glossary

When to Count Filings: Cases are counted when a petition or complaint is filed with the court or the court receives a motion.

Civil Case Types: A broad classification category for caseload statistics that includes cases requesting the enforcement or protection of a right and/or the redress or prevention of a wrong, within the jurisdictional limits of the court.

District Court Case Types:

- **Real Property** – Cases that deal with ownership or rights in real property excluding construction defect or negligence; includes unlawful detainer and other landlord/tenant disputes; judicial foreclosure and other title to property issues; condemnation and eminent domain issues; and other real property cases that do not fit in one of the other mentioned subtypes.
- **Torts** – Cases that deal with an injury or wrong committed either against a person or person’s property by a party who either did or did not do something they were or were not supposed to do; includes negligence issues for autos, premises, and other negligence issues that do not fit in one of the other mentioned subtypes; includes malpractice issues concerning medical and dental, legal, accounting, and other malpractice issues that do not fit in one of the other mentioned subtypes; and includes product liability, intentional misconduct, employment, insurance, and other tort case issues that do not fit in one of the other mentioned subtypes.
- **Probate** – Cases that deal with the probate of a will, trust, or estate of a deceased person; includes summary administration, general administration, special administration, set aside, probate trust, and other probate cases that do not fit in one of the other mentioned subtypes.
- **Construction Defect** – Cases that deal with defects in construction; includes matters that involve NRS Chapter 40 and other construction defect issues.
- **Contract** – Cases that deal with an alleged failure to perform any promise that forms the whole or part of a contract; includes uniform commercial code, building and construction, insurance carrier, commercial instrument, collection of accounts, employment, and other contract matters that do not fit in one of the other mentioned subtypes.
- **Judicial Review/Appeal** – Cases that deal with the judicial review of decisions by administrative agencies, lower courts, and other matters; includes review of foreclosure mediation, petition to seal records, mental competency, and administrative agency appeals concerning the department of motor vehicles, worker's compensation, and other Nevada state agencies, as well as appeals from lower courts and other judicial review/appeal matters that do not fit in one of the other mentioned subtypes.
- **Civil Writs** – Cases that deal with any order requiring performance or adherence of performance of an act not associated with an existing case and whereby no other legal remedy exists; includes writs of habeas corpus, mandamus, quo warranto, prohibition, and other civil writs that do not fit in one of the other mentioned subtypes.
- **Other Civil** – Cases that deal with compromise of minor's claim, foreign judgment, and all other civil matters that do not fit in one of the above case types.

Justice and Municipal Court Case Types:

- **Real Property** – Cases that deal with ownership or rights in real property excluding construction defect or negligence; includes summary eviction, unlawful detainer, and other real property cases that do not fit in one of the other mentioned subtypes.
- **Torts** – Cases that deal with an injury or wrong committed either against a person or person’s property by a party who either did or did not do something they were or were not supposed to do; includes negligence issues for autos, premises, and other negligence issues that do not fit in one of the other mentioned subtypes; and includes intentional misconduct and other tort case issues that do not fit in one of the other mentioned subtypes.
- **Contract** – Cases that deal with an alleged failure to perform any promise that forms the whole or part of a contract; includes seller plaintiff issues concerning collection of credit card debt and payday loan debt, debt collection agency matters, or other debt collection matters that do not fit in one of the other mentioned subtypes; and includes contract buyer plaintiff and other contract matters that do not fit in one of the other mentioned subtypes.
- **Contested Liens** – Cases that deal with the validity of liens or requests the enforcement of liens.
- **Petition to Seal Records** – Cases requesting the court to seal records of a previous court case or other matters under the court’s jurisdiction (criminal, civil, or administrative matters).
- **Other Civil** – Cases that deal with all other civil matters that do not fit in one of the above case types.
- **Small Claims** – Cases that deal with recovery of money only, where the amount does not exceed the jurisdictional limit (currently \$10,000), and the defendant named is currently a resident, does business in, or is employed in the township where the court is located. Small claims are heard in Justice Court only.
- **Protection Orders** – Cases that deal with requests for temporary order for protection against domestic violence, harassment in the workplace, sexual assault, stalking, or threat to life, and high-risk behavior. Heard in Justice Court only. Includes:
 - Request for Domestic Violence Protection Order
 - Request for Protection Order (Non-Domestic Violence)
 - Request for High-Risk Protection Order

Civil Caseload Glossary

Pending Cases: Cases requiring disposition or cases that have requests to modify or require enforcement of existing judgments.

- **Active Cases:** Pending cases that have not been classified as inactive.
- **Inactive Cases:** Pending cases administratively classified as inactive due to issues that require resolution (outside the courts' purview) before the adjudication process can be resumed, typically due to court-issued stays.

Reopened Cases: Cases where judgments have been previously entered but have been restored to the pending caseload due to the filing of a request to modify or enforce existing judgments. Cases remanded with correction from appeals are included.

When to Count Dispositions: A civil case is considered disposed when adjudication of the matter occurs. For statistical purposes, adjudication is defined as the date judgment is entered. Cases where multiple claims or parties are adjudicated are only reported as one type, determined by the court of record.

Non-Trial Dispositions (All Jurisdictions, Non- Protection Orders): A subtype of case dispositions where the case is resolved without a bench or jury trial. This subtype includes:

- Other Manner of Disposition
- Voluntary Dismissal
- Involuntary Dismissal
- Transferred (before trial)
- Judgment on Arbitration
- Stipulated Dismissal
- Stipulated Judgment
- Default Judgment
- Motion to Dismiss by the Defendant(s)
- Summary Judgment

Non-Trial Dispositions (Justice Court, Protection Orders Only): A subtype of case dispositions where the case is resolved without a bench or jury trial. This subtype includes:

- Voluntary Dismissal
- Involuntary Dismissal
- Transferred (before trial)
- Denied without Hearing
- Granted without Hearing
- Denied with Hearing
- Granted with Hearing

Bench Trial Dispositions (District Court): A subtype of case dispositions where the case is resolved when a judicial officer hears a trial of matter or cause to determine both the issues of fact and law in a civil case. This subtype includes:

- Disposed After Trial Start (bench trial)
- Judgment Reached (bench trial)

Jury Trial Dispositions (District Court): A subtype of case dispositions where the case is resolved with an empaneled jury to hear a trial of matter or cause in a civil case. This subtype includes:

- Disposed After Trial Start (jury trial)
- Verdict Reached

Trial Dispositions (Justice and Municipal Courts): A subtype of case dispositions where the case is resolved with a judicial officer or an empaneled jury to hear a trial of matter or cause in a civil case. This subtype includes:

- Disposed After Trial Start (bench trial)
- Judgment Reached (bench trial)
- Disposed After Trial Start (jury trial)
- Verdict Reached

Family Caseload Glossary

When to Count Filings: Cases are counted when the court receives an originating petition, request, or complaint.

Family Case Types: A broad classification category for caseloads involving domestic or family-related matters (excluding juvenile-related) in District Courts; the processing of which follows Nevada statutes, court rules, local regulations, and federal regulations.

- **Marriage Dissolution** – Cases that involve divorce, annulment, or separate maintenance, as well as all issues concerning custody, support, and visitation resulting from the dissolution of the relationship.
- **Paternity** – Cases that involve paternity issues as defined by Nevada statute.
- **Custody (Non-Divorce)** – Cases that involve individual requests where the court makes a determination regarding the control or care of a child.
- **IV-D - UIFSA (Uniform Interstate Family Support Act)** – Cases that require maintenance, under Title IV-D of the Social Security Act of 1973, of a spouse or child when one party resides in another state.
- **IV-D Intrastate (Non-Divorce)** – Cases that require maintenance, under Title IV-D of the Social Security Act of 1973, of a spouse or child when both parties reside in Nevada.
- **Other Support (Non-Divorce)** – Cases of unknown specificity or cases not attributable to one of the other previously defined support case categories.
- **Visitation (Non-Divorce)** – Cases that involve individual requests that a court schedule the time an individual will spend with the minor children.
- **State Initiated (TPR) Petition** – Cases that are initiated by a state agency requesting that the court terminate the legal relationship of parent and child.
- **Other (TPR) Petition** – Cases that are initiated by a parent/guardian of a child requesting that the court terminate an existing legal relationship of parent and child.
- **Adoptions** – Cases that involve a request for the establishment of a new, permanent relationship of parent and child between persons not having that relationship naturally.
- **Requests for Domestic Violence Protection Orders** – Cases for temporary order for protection when sufficient evidence exists that there has been domestic violence, or the threat of domestic violence exists.
- **Requests for High-Risk Protection Orders** – Cases for temporary order for protection against high risk behavior alleging that a person poses an imminent risk of causing personal injury by possessing, controlling, or purchasing a firearm or other deadly weapon, and less restrictive options have been exhausted or are not effective.
- **Other Domestic Relations Case** – Cases that involve a domestic relations issue that does not fit in one of the other family case types. Examples include name change or permission to marry.
- **Mental Health Cases** – Cases that deal with legal determination as to whether an individual is mentally ill or incompetent and should be placed or remain under care, custody, or treatment.
- **Guardianship** – Cases that deal with guardianship issues involving adults, minors, or trusts.

Pending Cases: Cases requiring disposition or cases that have requests to modify or require enforcement of existing judgments.

- **Active Cases:** Pending cases that have not been classified as inactive.
- **Inactive Cases:** Pending cases administratively classified as inactive due to issues that require resolution (outside the courts' purview) before the adjudication process can be resumed, typically due to court-issued stays.

Reopened Cases: Cases where judgments have been previously entered but have been restored to the pending caseload due to the filing of a request to modify or enforce existing judgments. Cases remanded with correction from appeals are included.

When to Count Dispositions: A family case is considered disposed when the decision is handed down and/or the final order is filed, whichever occurs first. Cases that require multiple types of adjudication are only counted as one type and are classified by hierarchies that are defined in the *Nevada Courts Statistical Reporting Dictionary* and can be found at <http://nvcourts.gov/>.

Non-Trial Dispositions: A subtype of case dispositions where the case is resolved without a (bench) trial. This subtype includes:

- **Other Manner of Disposition**
- **Voluntary Dismissals**
- **Involuntary Dismissals**
- **Transferred**
- **Default Judgments**
- **Settled/Withdrawn without Judicial Conference**
- **Settled/Withdrawn with Judicial Conference**
- **Settled/Withdrawn by Alternative Dispute Resolution (ADR)**

Trial Decisions: A subtype of case dispositions where the case is resolved with a judicial officer determining both the issues of fact and law in a family case. This subtype includes Disposed After Trial Start and Judgment Reached resolution types.

Juvenile Caseload Glossary

When to Count Filings: Cases are counted when the court receives the petition or citation. For delinquency petitions, cases with multiple charges that span different case types are classified by hierarchies that are defined in the *Nevada Courts Statistical Reporting Dictionary* and can be found at <http://nvcourts.gov/>.

Juvenile Case Types: A broad classification category for caseloads involving juveniles in District Courts (or their designated court), the processing of which follows Nevada statutes, local regulations, and federal regulations for handling matters pertaining to individuals who are defined as juveniles.

- **Delinquency Petitions** – Cases that include a behavior that would be a crime if committed by an adult. Delinquency is characterized by five case types:
 - **Person** – Cases involving murder/manslaughter, sexual assault (including rape and sexual battery), robbery, and assault.
 - **Property** – Cases involving burglary, larceny, auto theft, arson, forgery and counterfeiting, fraud, embezzlement, stolen property (buying or receiving), and vandalism.
 - **Drug** – Cases involving the illegal possession, sale, use, or manufacture of drugs.
 - **Public Order** – Cases involving violations of liquor laws, public drunkenness, disorderly conduct, gambling, prostitution, and other vice. Some jurisdictions refer to these as “public nuisance” or “quality of life” offenses, or “crimes against society.”
 - **Other Delinquency** – Cases of unknown specificity or cases not attributable to one of the other previously defined delinquency case categories.
- **Status Petitions** – Cases that includes petitions involving a juvenile in need of supervision. The juvenile may require guidance, treatment, or rehabilitation because of habitual truancy, habitual disobedience, being ungovernable, or behavior that is injurious or dangerous to others.
- **Child Abuse/Neglect Petitions** – Cases where the behavior of someone other than the juvenile causes the court to concern itself with the well-being of the juvenile. Adults charged with abuse or neglect are counted in the appropriate criminal category.
- **Dependent (no fault)** – Cases alleging one or more of the grounds for dependency without specifically faulting the parent(s) or guardian.
- **Other Dependency/Child Victim** – Cases of unknown specificity or cases not attributable to one of the other previously defined Dependency/Child Victim case categories.
- **Miscellaneous Petitions** – Cases heard at District Court that involves juvenile cases that do not fit in one of the other juvenile categories. An example is Petition for Emancipation.

Juvenile-Related Proceeding: A broad classification category for trial court caseload inventory that include juvenile-related proceedings that are not considered cases. Juvenile related proceedings are related to an already filed (counted) case or one that will not result in an official case filing.

- **Informal Hearing** – Any hearing by a judicial officer in which no formal charge has been filed with the court.
- **Detention Hearing** – Any hearing requesting a juvenile to be held in detention, or continued to be held in detention, pending further court action within the same or another jurisdiction.
- **Extradition Hearing** – Any hearing in which evidence is presented so that the court can determine if a juvenile should be surrendered to another state jurisdiction.
- **Protective Custody Hearing** – Any hearing held to determine if the risk to a child is great enough to warrant removal, or continued removal, from their custodian.

Pending Cases: Cases requiring disposition or cases that have requests to modify or require enforcement of existing judgments.

- **Active Cases:** Pending cases that have not been classified as inactive.
- **Inactive Cases:** Pending cases administratively classified as inactive due to issues that require resolution (outside the courts’ purview) before the adjudication process can be resumed. Examples include court-issued stays, warrants, and diversion.

Reopened Cases: Cases where judgments have been previously entered but have been restored to the pending caseload due to the filing of a request to modify or enforce existing judgments. Cases remanded with correction from appeals are included.

Juvenile Caseload Glossary

When to Count Dispositions: A juvenile case is considered disposed when adjudication of the matter occurs. Cases that require multiple types of adjudication are only counted as one type and are classified by hierarchies that are defined in the *Nevada Courts Statistical Reporting Dictionary* and can be found at <http://nvcourts.gov/>.

Non-Trial Dispositions: A subtype of case dispositions where the case is resolved without a (bench) trial. This subtype includes:

- Other Manner of Disposition
- Dismissal/Non-Adjudicated
- Waiver/Certify/Transfer to Adult Court
- Transferred to Another Juvenile Court (before/during trial)
- Adjudicated by Default
- Disposed by Alternative Dispute Resolution (ADR)
- Adjudicated by Plea/Admission/Stipulation

Trial Dispositions: A subtype of case dispositions where the case is resolved with a judicial officer determining both the issues of fact and law in a juvenile case through a (bench) trial or evidentiary hearing. This subtype includes

- Adjudicated After Evidentiary Hearing/Bench Trial

Juvenile Traffic Caseload Glossary

When to Count Filings: Cases are counted when the court receives the citation.

Juvenile Traffic Case Type: Cases that involves any matter that originates in the court as a traffic citation involving a juvenile that is classified as a misdemeanor traffic violation for an adult.

Pending Cases: Cases requiring disposition or cases that have requests to modify or require enforcement of existing judgments.

- **Active Cases:** Pending cases that have not been classified as inactive.
- **Inactive Cases:** Pending cases administratively classified as inactive due to issues that require resolution (outside the courts' purview) before the adjudication process can be resumed. Examples include court-issued stays, warrants, and diversion.

Reopened Cases: Cases where judgments have been previously entered but have been restored to the pending caseload due to the filing of a request to modify or enforce existing judgments. Cases remanded with correction from appeals are included.

When to Count Dispositions: A juvenile case is considered disposed when adjudication of the matter occurs. Cases that require multiple types of adjudication are only counted as one type and are classified by hierarchies that are defined in the *Nevada Courts Statistical Reporting Dictionary*, and can be found at <http://nvcourts.gov/>.

Non-Trial Dispositions: A subtype of case dispositions where the case is resolved without a bench or jury trial. This subtype includes:

- Other Manner of Disposition
- Bail Forfeiture
- Nolle Prosequi (before trial)
- Transferred to Another Juvenile Court (before/during trial)
- Dismissed (before trial)
- Guilty Plea with Sentence (before preliminary hearing)
- Dismissed (after diversion)

Bench Trial Dispositions: A subtype of case dispositions where the case is resolved with a judicial officer determining both the issues of fact and law in a traffic case. This subtype includes:

- Dismissed (during trial)
- Acquittal
- Guilty Plea with Sentence (during trial)
- Conviction